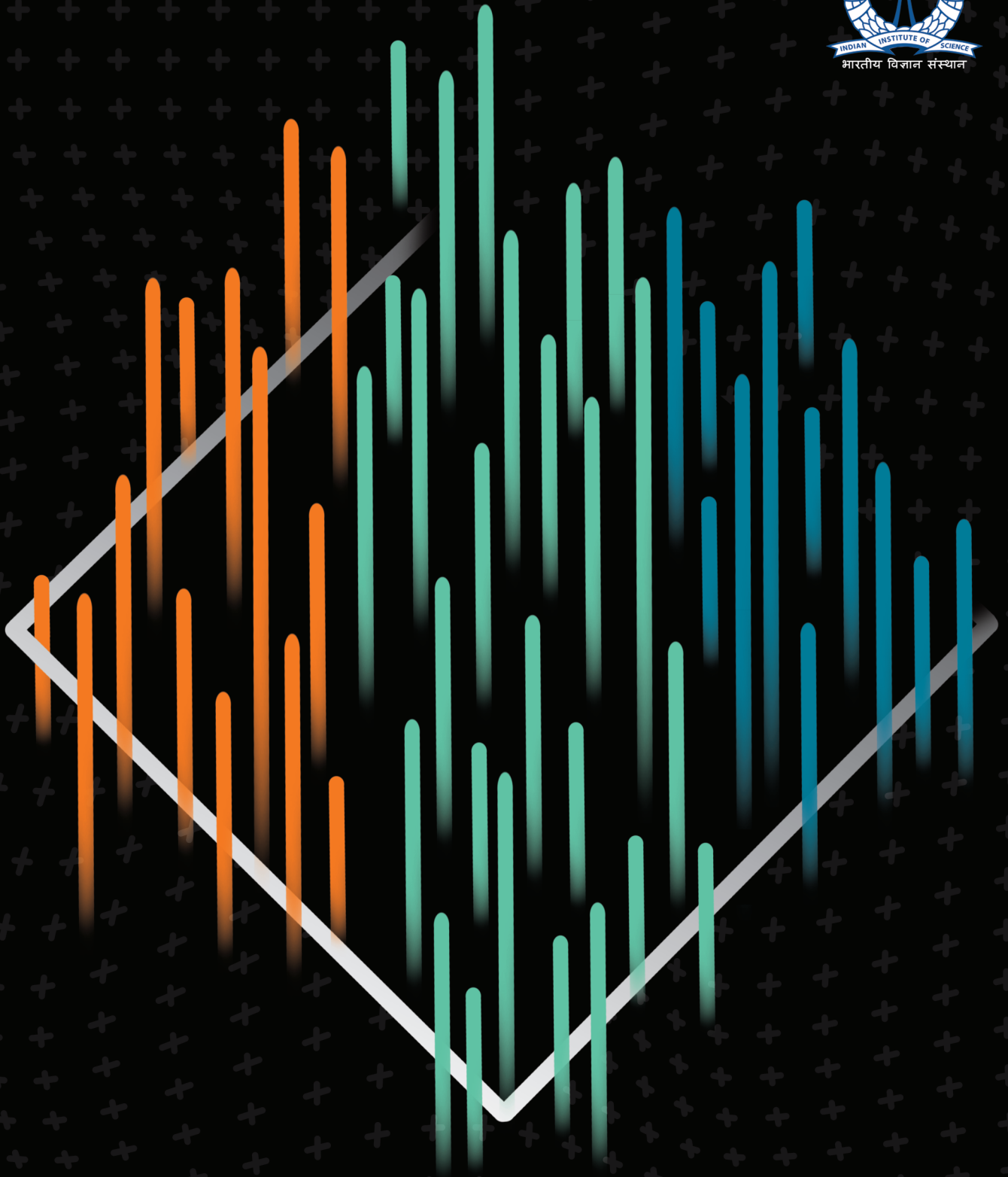


ANNUAL ACCOUNTS

IISc 2018-19



INDIAN INSTITUTE OF SCIENCE



CONTENTS

Balance Sheet	1
Income & Expenditure Account	2
Schedule 1 – Corpus / Capital Fund	3
Schedule 2 – Designated Funds	4
Schedule 2(a) – Earmarked / Endowment Funds	5
Schedule 3 – Current Liabilities & Provisions	6-7
Schedule 3(a) – Unutilised Grants	8
Schedule 4 – Fixed Assets	9
Schedule 5 – Investments from Earmarked / Endowment Funds	10
Schedule 5(a) – Investments from Earmarked / Endowment Funds (Fundwise)	11
Schedule 6 – Investments - Others	12
Schedule 7 – Current Assets	13
Schedule 8 – Loans, Advances & Deposits	14
Schedule 9 – Academic Receipts	15
Schedule 10 – MHRD Grants (Revenue & Capital) / IOE (WCI)	16
Schedule 11 – Income from Investments	17
Schedule 12 – Interest Earned	18
Schedule 13 – Other Income	19
Schedule 14 – Prior Period Income	20
Schedule 15 – Staff Payments & Benefits (Establishment Expenses)	21
Schedule 16 – Revenue Expenditure	22
Schedule 17 – Significant Accounting Policies	23-24
Schedule 18 – Contingent Liabilities & Notes on Accounts	25-26
Receipts and Payments Account	27
Audit Report 2018-19	28-32

ANNEXURES

Annexure A - MHRD Grants (Revenue & capital)	34-37
Annexure B - Non Recurring Grants	38-44
Annexure C - Investments - Prizes, Medals & Endowments Fund	45-48
Annexure D - Fixed Deposits	49
Annexure E - Interest Receivable	50
Annexure F - Statement Showing the Value of Buildings	51-55
Annexure G - Value Of Capital Works In Progress	56
Annexure H - Bank Balances Of Various Bank Accounts	57
Details of Closing Balances	58

PROVIDENT FUND ACCOUNT

Balance Sheet	60
Income & Expenditure Account	61
Schedule 1 –Unclaimed Dues	62
Schedule 2 –Investments	63
Receipts and Payments Account	64

MUTUAL BENEFIT FUND ACCOUNT

Balance Sheet	66
Income & Expenditure Account	67
Schedule 1 – Investments	68
Receipts and Payments Account	69

NEW DEFINED CONTRIBUTORY PENSION SCHEME ACCOUNT

Balance Sheet	72
Income & Expenditure Account	73
Receipts and Payments Account	74





BALANCE SHEET AS AT 31.03.2019

SOURCES OF FUNDS	Schedule	2018-19	2017-18
		₹	₹
CORPUS / CAPITAL FUND	1	22,16,04,47,270	20,50,34,22,265
DESIGNATED / EARMARKED / ENDOWMENT FUNDS	2 & 2A	7,20,38,33,000	6,11,42,31,510
CURRENT LIABILITIES & PROVISIONS	3	9,11,01,76,019	8,55,97,20,247
TOTAL		38,47,44,56,289	35,17,73,74,022

APPLICATION OF FUNDS	Schedule	2018-19	2017-18
		₹	₹
FIXED ASSETS			
Tangible Assets	4	13,27,07,89,610	12,51,86,54,169
Intangible Assets	4	25,66,23,932	22,67,49,977
Capital Works-In-Progress	4	1,44,83,23,474	1,14,40,26,024
INVESTMENTS FROM EARMARKED / ENDOWMENT FUNDS			
Long Term	5 & 5(a)	13,10,01,26,492	11,86,91,72,150
Short Term	-	-	-
INVESTMENTS - OTHERS	6	30,00,00,000	30,00,00,000
CURRENT ASSETS	7	7,62,78,51,809	7,45,85,02,955
LOANS, ADVANCES & DEPOSITS	8	2,47,07,40,972	1,66,02,68,747
TOTAL		38,47,44,56,289	35,17,73,74,022
Significant Accounting Policies	17	-	-
Contingent Liabilities and Notes to Accounts	18	-	-

Ms. INDUMATI SRINIVASAN
Financial Controller

Prof. ANURAG KUMAR
Director

INCOME AND EXPENDITURE ACCOUNT FOR THE YEAR ENDED 31ST MARCH 2019



Particulars	Schedule	2018-19	2017-18
		₹	₹
A . INCOME			
Academic Receipts	9	* 4,30,13,219	9,29,31,476
Grants / Subsidies			
a) Grants from Govt. of India - MHRD	10	\$ 4,89,98,58,604	4,37,26,75,150
b) Grants from State Govts	10	3,10,000	10,000
Income from Investments	11	40,05,07,656	35,81,66,221
Interest Earned	12	-	-
Other Income	13	8,26,69,879	4,58,08,965
Project Earnings		15,22,56,723	16,75,25,814
Prior Period Income	14		2,00,29,793
TOTAL - A	-	5,57,86,16,081	5,05,71,47,419
B. EXPENDITURE			
Staff Payments & Benefits (Establishment Expenses)	15	2,82,88,79,237	2,37,43,83,619
Pension & Pensionary Benefits		71,16,00,811	75,34,73,014
Academic Expenses	16	30,35,03,832	23,68,27,243
Administrative Expenses & General Expenses	16	3,10,30,090	2,11,91,670
Electricity & Water	16	48,52,99,334	44,39,78,810
Repairs & Maintenance	16	5,45,28,452	8,67,90,470
Finance Costs		-	-
Students Scholarships	16	60,30,88,314	61,46,10,884
Expenditure against Project Earnings		20,14,54,570	13,84,53,447
Prior Period Expenses		79,21,632	1,99,674
Depreciation	4	1,15,92,46,070	1,09,39,54,550
TOTAL - B	-	6,38,65,52,342	5,76,38,63,381
Balance being excess of Income over Expenditure (A - B) transferred to / from Designated Fund	-	(80,79,36,261)	(70,67,15,962)
a) Building Fund		-	-
b) Others - Research & Innovation Fund		35,13,09,809	38,72,38,588
Balance being Deficit Carried to Capital Fund		1,15,92,46,070	1,09,39,54,550

\$ Net Academic receipt after changing expenditure as shown in Schedule 9

Total Revenue Expenditure

1) Grant-in-aid General (OH-31)	2,18,90,50,833
2) Grant-in-aid Salaries (OH-36)	2,82,88,79,237
3) Prior Period Expenditure	79,21,632
	5,02,58,51,702
Less: Income used for revenue Expenditure (Schedule 9, 13, 14 and State Govt. Grants of Rs.3,10,000/-)	12,59,93,098
MHRD Grants utilised for Revenue Expenditure	4,89,98,58,604



CORPUS/CAPITAL FUND

Particulars	2018-19	2017-18
	₹	₹
A. CORPUS FUND		
Balance at the beginning of the year	6,48,51,55,466	6,05,51,81,243
Additions during the year		
a) Donations	2,45,91,648	47,78,797
b) Capital Gain	8,78,79,120	-
b) Premium paid for HDFC / SBI Perpetual Bonds	(5,58,908)	(13,32,000)
c) Accrued Interest on HDFC / SBI Perpetual Bonds		(2,73,21,041)
d) Interest - Savings Bank A/c	59,06,022	23,15,313
e) Interest on Investments	45,29,00,277	45,15,33,154
Balance at the year end - (A)	7,05,58,73,625	6,48,51,55,466
B. CAPITAL FUND		
Balance at the beginning of the year	14,01,82,66,799	13,47,24,20,001
Add: Grants utilised to the extent of Capital Expenditure - Additions to Capital Fund		
1. Capital Grants from MHRD, Govt. of India	43,90,18,042	44,59,86,271
2. Sponsored Projects , where ownership vests in the Institute	1,01,44,40,494	41,35,50,139
3. Others	15,58,02,573	23,70,67,918
5. Capital Works-in-progress		47,60,50,779
6. a) Buildings - Capital Grants MHRD	21,53,58,318	3,92,45,924
b) Buildings - Other Grants	25,12,41,909	2,66,21,389
c) HEFA Loan	18,19,64,602	
7. Buildings - from Capital WIP	34,42,67,379	7,55,27,950
8. Challakere Buildings		91,39,184
Total	16,62,03,60,116	15,19,56,09,555
Less: Value of Assets written off	1,22,73,022	78,60,256
Less: Works-in-progress transferred to Buildings A/c	34,42,67,379	7,55,27,950
Less: Deficit transferred from the Income & Expenditure Account	1,15,92,46,070	1,09,39,54,550
Balance at the year end - (B)	15,10,45,73,645	14,01,82,66,799
BALANCE AT THE YEAR END - (A + B)	22,16,04,47,270	20,50,34,22,265

SCHEDULE - 2



DESIGNATED FUNDS


Sl. No	Particulars	FUND WISE BREAK UP			TOTAL	
		Fund for Applied Research	Research & Innovation Fund	IISc Centenary Fund	2018-19	2017-18
		₹	₹	₹	₹	₹
A	a) Opening Balance	26,36,41,545	3,89,93,58,130	4,38,50,722	4,20,68,50,397	3,52,54,75,762
	b) Additions during the year	4,90,55,362	13,21,600	-	5,03,76,962	5,71,73,258
	c) Income from Investments made of the funds	84,16,144	20,09,79,248	26,65,416	21,20,60,808	19,66,30,653
	d) Accrued Interest on Investments	1,15,03,679	4,27,33,015	5,25,905	5,47,62,599	5,83,64,974
	e) Interest on Savings Bank A/cs	-	54,25,116	-	54,25,116	8,03,277
	f) Capital gain	1,14,52,099	7,35,61,046	-	8,50,13,145	-
	f) Others additions (Refer SAP)	-	53,12,425	-	53,12,425	-
	g) Excess of Income over Expenditure	-	35,13,09,809	-	35,13,09,809	38,72,38,588
	Total - (b to g)	8,04,27,284	68,06,42,259	31,91,321	76,42,60,864	70,02,10,750
	TOTAL (A)	34,40,68,829	4,58,00,00,389	4,70,42,043	4,97,11,11,261	4,22,56,86,512
B	Utilisation/Expenditure towards objectives of funds	-	-	-	-	-
	i) Capital Expenditure	-	-	-	-	-
	ii) Revenue Expenditure/ Premium	25,36,075	1,34,253	17,48,806	44,19,134	1,88,36,115
	TOTAL (B)	25,36,075	1,34,253	17,48,806	44,19,134	1,88,36,115
	Closing Balance at the Year End (A - B)	34,15,32,754	4,57,98,66,136	4,52,93,237	4,96,66,92,127	4,20,68,50,397

Represented by:

1	Cash And Bank Balances	2,85,79,075	35,13,91,855	47,67,332	38,47,38,262	6,54,15,423
2	Investments	30,14,50,000	4,18,57,10,474	4,00,00,000	4,52,71,60,474	4,08,30,70,000
3	Interest accrued but not received/TDS	1,15,03,679	4,27,63,807	5,25,905	5,47,93,391	5,83,64,974
	Total	34,15,32,754	4,57,98,66,136	4,52,93,237	4,96,66,92,127	4,20,68,50,397

SCHEDULE - 2 A

EARMARKED/ENDOWMENT FUNDS



Sl. No	Particulars	FUND WISE BREAK UP										TOTAL		
		Fund for House Building Advance	Tata Trust Fund for Housing	Tata Trust Revolving Fund (SDTT)	Amenities Fund	Tata Welfare Trust - CCS	Students Emergency Relief Fund	Students Aid Fund	CISTUP	SID Research Support Fund	Tata Trusts Fund for Chairs	Prizes, Medals & Endowments Fund	2018-19	2017-18
A		₹	₹	₹	₹	₹	₹	₹	₹	₹	₹	₹	₹	
	a) Opening Balance	2,49,73,002	2,68,99,740	49,41,874	22,33,04,719	1,33,00,698	30,43,616	67,57,709	30,00,02,602	5,50,08,628	12,98,11,588	1,11,93,36,937	1,90,73,81,113	1,58,30,62,002
	b) Additions during the year	3,96,404	-	7,95,826	10,87,03,578	-	11,02,400	-	-	6,00,00,000	-	9,15,94,467	26,25,92,675	24,29,17,109
	c) Income from Investments made of the funds	-	16,15,545	-	64,27,642	3,22,302	-	1,54,915	2,46,90,000	23,20,155	80,11,699	7,22,46,137	11,57,88,395	10,89,34,906
	d) Accrued Interest on Investments	-	3,20,455	-	43,72,690	3,79,219	-	37,085	-	24,811	15,88,301	1,94,18,522	2,61,41,083	2,30,84,971
	e) Accrued Int. paid on acquisitions	-	-	-	-	(4,85,106)	-	-	-	-	-	-	(4,85,106)	-
	f) Capital Gain	-	-	-	-	-	-	-	-	1,30,500	-	-	1,30,500	-
	g) Others additions (Refer SAP)	-	-	-	-	-	-	-	-	-	-	-	-	-
	Total - (b to g)	3,96,404	19,36,000	7,95,826	11,95,03,910	2,16,415	11,02,400	1,92,000	2,46,90,000	6,24,75,466	96,00,000	18,32,59,126	40,41,67,547	37,49,36,986
B	TOTAL (A)	2,53,69,406	2,88,35,740	57,37,700	34,28,08,629	1,35,17,113	41,46,016	69,49,709	32,46,92,602	11,74,84,094	13,94,11,588	1,30,25,96,063	2,31,15,48,660	1,95,79,98,988
	Utilisation/Expenditure towards objectives of funds	-	-	-	-	-	-	-	-	-	-	-	-	-
	i) Capital Expenditure	-	-	-	-	-	-	-	-	-	-	-	-	-
	ii) Revenue Expenditure	-	-	-	67,53,214	50,000	5,26,323	-	2,46,92,602	62,64,422	53,00,947	3,08,20,279	7,44,07,787	5,06,17,875
	TOTAL (B)	-	-	-	67,53,214	50,000	5,26,323	-	2,46,92,602	62,64,422	53,00,947	3,08,20,279	7,44,07,787	5,06,17,875
	Closing Balance at the Year End (A - B)	2,53,69,406	2,88,35,740	57,37,700	33,60,55,415	1,34,67,113	36,19,693	69,49,709	30,00,00,000	11,12,19,672	13,41,10,641	1,27,17,75,784	2,23,71,40,873	1,90,73,81,113

Represented by:

1	Cash And Bank Balances	2,53,69,406	43,15,285	57,37,700	11,58,34,730	18,51,154	36,19,693	45,12,624	-	4,36,94,861	1,25,22,340	2,29,50,346	24,04,08,139	14,38,93,992
2	Investments	-	2,42,00,000	-	21,58,47,995	1,12,36,740	-	24,00,000	30,00,00,000	6,75,00,000	12,00,00,000	1,22,94,06,916	1,97,05,91,651	1,74,04,02,150
3	Interest accrued but not received	-	3,20,455	-	43,72,690	3,79,219	-	37,085	-	24,811	15,88,301	1,94,18,522	2,61,41,083	2,30,84,971
	Total	2,53,69,406	2,88,35,740	57,37,700	33,60,55,415	1,34,67,113	36,19,693	69,49,709	30,00,00,000	11,12,19,672	13,41,10,641	1,27,17,75,784	2,23,71,40,873	1,90,73,81,113

SCHEDULE - 3



CURRENT LIABILITIES, LOANS & PROVISIONS

Sl. No.	Particulars	As on 31/03/2019	As on 31/03/2018
		₹	₹
A	CURRENT LIABILITIES		
1	Deposits from Staff		
	a) Life Insurance Corporation of India	12,50,206	11,99,459
	b) Postal Life Insurance	1,94,464	2,07,853
	c) Bank Loans	2,46,780	2,26,242
	d) Deputation Deposits	4,94,001	4,53,426
	e) PM / CM Relief Fund	28,997	-
	f) Others	57,29,173	44,80,943
	Total - 1	79,43,621	65,67,923
2	Deposits from Students		
	a) Library Deposit	2,50,00,000	3,50,40,244
	b) Statutory Deposit	2,51,21,980	2,04,44,980
	c) Hostel Establishment	40,00,087	50,36,317
	Total - 2	5,41,22,067	6,05,21,541
3	Sundry Creditors		
	a) For Goods & Services	12,05,83,043	17,62,12,950
	b) For Third Party Insurance Agents	3,76,095	2,61,191
	c) Academic Departments/Units/Centres/Others	42,72,825	30,22,272
	d) For Others	29,72,136	10,70,53,007
	Total - 3	12,82,04,099	28,65,49,420
4	Deposits - Others (including EMD, Security Deposit)	10,74,48,237	8,49,79,864
5	Statutory Liabilities		
	a) Income tax from Staff/Pensioners	3,14,96,203	2,72,93,914
	b) Income tax from Contractors/Suppliers	16,73,811	54,17,233
	c) Profession Tax	2,25,400	2,21,800
	d) Luxury Tax	47,750	47,750
	e) Service Tax	64,230	64,230
	f) GST	70,40,014	79,19,616
	g) TDS on GST	32,82,550	-
	h) 1% Labour Cess from Contractors	6,31,654	7,03,255
	i) Provident Fund A/c	1,41,55,458	1,30,60,432
	j) MBF/NDCPS A/c	45,56,349	43,940
	Total - 5	6,31,73,419	5,47,72,170

CURRENT LIABILITIES, LOANS & PROVISIONS


Sl. No.	Particulars	As on 31/03/2019	As on 31/03/2018
		₹	₹
6	Other current liabilities		
	a) (i) MHRD - Grants - (Revenue & Capital)	-	5,35,61,393
	(ii) MHRD - Grants - IOE	21,52,86,110	-
	b) Receipts against Sponsored Research Schemes	6,06,57,98,788	5,95,73,70,192
	c) Receipts against Developmental Projects (Annexure - B)	1,21,16,08,329	91,50,47,773
	d) Centre for Continuing Education	3,44,75,292	2,80,75,977
	e) Faculty Club / TMC / Gymkhana	10,63,760	3,41,120
	f) Departmental Deposits / SSB Award	43,36,726	43,28,500
	g) Receipts against Sponsored fellowships & scholarships	8,55,85,028	6,75,82,568
	h) Unidentified Receipts	18,39,00,425	9,43,08,714
	i) Conferences & Workshops	2,33,59,131	2,03,26,731
	j) Departmental Initiatives	10,87,65,796	4,72,96,592
	k) Consultancy Projects	27,81,16,881	27,39,94,366
	l) ODAA Projects	26,34,74,288	19,02,76,169
	m) Central Facilities	1,75,60,119	1,00,09,954
	n) Travel Support by Other Agencies	18,62,573	12,79,639
	o) Salary Payable	6,83,95,192	29,12,88,769
	p) Vendor Control A/c	14,82,538	1,34,17,839
	q) SID	-	50,04,102
	Total - 6	8,56,50,70,976	7,97,35,10,398
	TOTAL (A)	8,92,59,62,419	8,46,69,01,316
B	HEFA Loan (Canara Bank)	18,33,63,600	-
C	PROVISIONS		
	1. For Taxation	-	-
	2. For 7th CPC HRA Arrears	-	8,48,76,211
	3. Gratuity	-	-
	4. Superannuation Pension	-	-
	5. Accumulated Leave Encashment	-	-
	6. Trade Warranties / Claims / Security Charges	-	74,04,000
	7. Audit Fee	8,50,000	5,38,720
	TOTAL (C)	8,50,000	9,28,18,931
	TOTAL (A + B + C)	9,11,01,76,019	8,55,97,20,247

UNUTILISED GRANTS FROM MHRD, GOVT. OF INDIA /STATE GOVERNMENTS

Sl. No.	Particulars	2018-19	2017-18
		₹	₹
A	MHRD, Government of India - Grant-in-aid General (OH-31) - Revenue Expenditure		
	Balance B/F	(8,36,28,895)	46,57,022
	Interest credited for the Financial Year 2016-17	-	5,614
	Add: Grants released during the year	1,80,00,00,000	1,91,00,00,000
	Add: Academic and Other Income/Prior Period Income	12,59,93,098	15,87,80,234
	Total (a)	1,84,23,64,203	2,07,34,42,870
	Less: Refunds	-	-
	Less: Utilized for Revenue Expenditure	2,19,69,72,465	2,15,70,71,765
	Less: Utilized for Capital Expenditure	-	-
	Total (b)	2,19,69,72,465	2,15,70,71,765
	Unutilized carried forward (a-b) to Schedule 3 - Current Liabilities	(35,46,08,262)	(8,36,28,895)
B	MHRD, Government of India - Grant-in-aid Salaries (OH-36) - Revenue Expenditure		
	Balance B/F	32,56,16,381	-
	Add: Grants released during the year	2,45,00,00,000	2,70,00,00,000
	Total	2,77,56,16,381	2,70,00,00,000
	Less: Refunds	-	-
	Less: Utilized for Salaries	2,82,88,79,237	2,37,43,83,619
	Total (b)	2,82,88,79,237	2,37,43,83,619
	Unutilized carried forward (a-b) to Schedule 8 - Loans, Advances & Deposits	(5,32,62,856)	32,56,16,381
C	MHRD, Government of India - Grant-in-aid for Creation of Capital Assets (OH-35) - Capital Expenditure		
	Balance B/F	(13,84,26,093)	41,45,426
	Interest credited for the Financial Year 2016-17		5,87,787
	MHRD Grants - CeNSE Transfer to Projects	(5,00,00,000)	-
	Add: Grants released during the year	55,45,00,000	54,00,00,000
	Add: Grants released during the year for CeNSE	-	5,00,00,000
	Total (a)	36,60,73,907	59,47,33,213
	Less: Utilized for Capital Expenditure	56,89,05,845	73,31,59,306
	Total (b)	56,89,05,845	73,31,59,306
	Unutilized carried forward (a-b)	(20,28,31,938)	(13,84,26,093)
	GRAND TOTAL (A + B + C)	(61,07,03,056)	10,35,61,393

SCHEDULE - 4

FIXED ASSETS



Sl. No	Assets Heads	GROSS BLOCK				DEPRECIATION FOR THE YEAR				NET BLOCK	
		Opening Balance 01.4.2018	Additions	Deductions	Closing Balance 31.3.2019	Rate %	Opening Balance 01.4.2018	Depreciation for the year (2018-19)	Total Depreciation	As on 31.03.2019	Closing Balance 31.3.2018
1	2	3	4	5	6	7	8	9	10	11	12
1	a) Freehold Land	₹ 41,00,230	-	₹ -	₹ 41,00,230	0%	-	-	₹ -	₹ 41,00,230	₹ 41,00,230
	b) Land @ Chalakere	4,50,00,000	-	-	4,50,00,000	0%	-	-	-	4,50,00,000	4,50,00,000
2	Site Development	-	-	-	-	0%	-	-	-	-	-
3	Buildings (Annexure - G)	3,69,74,91,513	34,42,67,379	-	4,04,17,58,892	2%	63,27,33,444	8,08,35,178	71,35,68,622	3,96,09,23,714	3,69,74,91,513
4	Plant & Machinery	11,38,01,115	5,59,51,425	-	16,97,52,540	5%	90,06,898	84,87,627	1,74,94,525	16,12,64,913	11,38,01,115
5	Electrical Installation	-	-	-	-	5%	-	-	-	-	-
6	Tube wells & Water Supply System	-	-	-	-	2%	-	-	-	-	-
7	Office Equipment	67,24,011	24,01,372	-	91,25,383	7.50%	14,50,158	6,84,404	21,34,562	84,40,979	67,24,011
8	Laboratory & Scientific Equipment	7,27,35,22,831	1,14,90,66,806	1,22,73,022	8,41,03,16,615	8%	7,32,67,41,560	67,28,25,329	7,99,95,66,889	7,73,74,91,286	7,27,35,22,831
9	Audio Visual Equipment	4,78,58,344	1,00,07,445	-	5,78,65,789	7.50%	88,47,240	43,39,934	1,31,87,174	5,35,25,855	4,78,58,344
10	Furniture, Fixtures & Fittings	17,65,47,102	3,63,53,933	-	21,29,01,035	7.50%	15,30,35,445	1,59,67,578	16,90,03,023	19,69,33,457	17,65,47,102
11	Computers /Peripherals/Printers/Servers/UPS	59,00,13,069	15,21,39,322	-	74,21,52,391	20%	64,58,33,221	14,84,30,478	79,42,63,699	59,37,21,913	59,00,13,069
12	Sports Equipment	2,54,859	-	-	2,54,859	8%	46,251	20,389	66,640	2,34,471	2,54,859
13	Vehicles	63,91,996	-	-	63,91,996	10%	72,97,240	6,39,200	79,36,440	57,52,796	63,91,996
14	Books & Scientific Journals	55,69,49,098	23,84,229	-	55,93,33,327	10%	1,41,32,49,843	5,59,33,333	1,46,91,83,176	50,33,99,994	55,69,49,098
	Total (A)	12,51,86,54,169	1,75,25,71,911	1,22,73,022	14,25,89,53,057		10,19,82,41,301	98,81,63,449	11,18,64,04,749	13,27,07,89,610	12,51,86,54,169
15	Capital Works -in - Progress (B)	1,14,40,26,024	64,85,64,829	34,42,67,379	1,44,83,23,474		-	-	-	1,44,83,23,474	1,14,40,26,024
Sl. No	Intangible Assets	Opening Balance 01.4.2018	Additions during the year	Deductions during the year	Closing Balance 31.3.2019	Rate %	Opening Balance 01/04/2018	Amortisation for the year 2018-19	Total Amortisation / Adjustments	31/03/2019	31/03/2018
16	Computer Software	4,76,67,690	6,42,88,264	-	11,19,55,954	40%	4,40,78,366	4,47,82,382	8,88,60,747	6,71,73,572	4,76,67,690
17	E-Journals	17,90,82,287	13,66,68,313	-	31,57,50,600	40%	30,01,76,300	12,63,00,240	42,64,76,540	18,94,50,360	17,90,82,287
18	Patents & Copyrights	-	-	-	-	-	-	-	-	-	-
	Total (C)	22,67,49,977	20,09,56,577	-	42,77,06,554		34,42,54,665	17,10,82,622	51,53,37,287	25,66,23,932	22,67,49,977
	GRAND TOTAL (A+B+C)	13,88,94,30,170	2,60,20,93,317	35,65,40,401	16,13,49,83,085	-	10,54,24,95,967	1,15,92,46,070	11,70,17,42,036	14,97,57,37,017	13,88,94,30,171

INVESTMENTS FROM EARMARKED/ ENDOWMENT FUNDS

Sl. No.	Particulars	As on 31.03.2019	As on 31.03.2018
		₹	₹
1	In Central Government Securities	4,83,71,00,000	5,49,61,00,000
2	In State Government Securities	23,06,25,000	-
3	Other approved Securities	2,76,04,02,262	-
4	Shares	-	-
5	Debenture and Bonds	-	-
6	Term Deposit with Banks	94,80,52,150	94,40,02,150
7	Financial Institutions	2,77,35,70,000	3,66,39,70,000
8	Public Sector Undertakings	-	-
9	Units in Mutual Funds	1,55,03,77,080	1,76,51,00,000
	Total	13,10,01,26,492	11,86,91,72,150

INVESTMENTS FROM EARMARKED/ ENDOWMENT FUNDS (FUND WISE)

Sl. No.	Particulars	As on 31.03.2019	As on 31.03.2018
		₹	₹
1	Corpus Fund	6,90,23,74,367	6,34,57,00,000
2	Fund for Applied Research	30,14,50,000	24,50,00,000
3	Research & Innovation Fund	4,18,57,10,474	3,79,80,70,000
4	IISc. Centenary Fund	4,00,00,000	4,00,00,000
5	Tata Housing Fund	2,42,00,000	2,42,00,000
6	Tata Welfare Trust Fund (CCS)	1,12,36,740	80,00,000
7	Students Aid Fund	24,00,000	24,00,000
8	Endowment Fund Investments	1,22,94,06,916	1,09,58,02,150
9	Amenities Fund	21,58,47,995	14,00,00,000
10	Tata Trust Fund for Chairs	12,00,00,000	12,00,00,000
11	SID Research Support Fund	6,75,00,000	5,00,00,000
	Total	13,10,01,26,492	11,86,91,72,150

SCHEDULE - 6



INVESTMENTS - OTHERS

Sl. No.	Particulars	As on 31.03.2019	As on 31.03.2018
		₹	₹
1	CISTUP	30,00,00,000	30,00,00,000
	Total	30,00,00,000	30,00,00,000



SCHEDULE - 7



CURRENT ASSETS

Sl. No.	Particulars	As on 31/03/2019	As on 31/03/2018
		₹	₹
1	Stock		
	a) Stores & Spares	-	-
	b) Loose Tools/Hardware Items	9,94,453	52,20,138
	c) Publications	-	-
	d) Laboratory Chemicals, Consumables & Glass Ware	47,40,701	57,04,382
	e) Building Material	-	-
	f) Electrical Items	13,37,898	19,57,028
	g) Stationery	7,71,448	23,11,189
	h) Water Supply Material	-	-
	i) Medicines	37,35,080	33,03,189
	Total - 1	1,15,79,580	1,84,95,926
2	Sundry Debtors		
	a) Debts Outstanding for a period exceeding six months		
	b) Others	3	
3	Cash and Bank Balances		
	a) Cash on Hand - Main A/cs	2,33,948	1,82,390
	b) Cash on Hand - CSSP (Schemes)	-	4,22,884
	Bank Balances		
	a) With Scheduled Banks		
	In Current Accounts - (as per Annexure - I)	80,33,100	84,82,197
	In Term Deposit Accounts (as per Annexure - D)	6,63,00,00,000	6,39,22,51,677
	In Savings Accounts - (as per Annexure - I)	96,33,48,970	1,03,86,12,564
	In Escrow A/c - HEFA	1,46,09,864	
	b) With Non-Scheduled Banks		
	In Term Deposit Accounts	-	-
	In Savings Accounts	-	-
	i) In Current Accounts	-	-
	ii) In Term Deposit accounts (Fixed Deposits - Annexure-D)	-	-
	iii) In Savings Accounts (Annexure - I)	-	-
4	Post Office - Savings Accounts	-	-
5	Postal Franking Machine	46,344	55,317
	Total - 2 to 5	7,61,62,72,229	7,44,00,07,029
	TOTAL	7,62,78,51,809	7,45,85,02,955

SCHEDULE - 8



LOANS, ADVANCES & DEPOSITS

Sl. No.	Particulars	As on 31/03/2019	As on 31/03/2018
		₹	₹
1	Advances to Employees (Non-interest bearing)		
	a) Salary	-	-
	b) Festival	29,90,800	33,32,800
	c) Medical Advance	-	-
	d) LTC	4,75,083	11,69,292
	e) Travel	17,00,236	14,78,265
	f) Others	24,05,000	-
2	Long Term Advances to employees (Interest Bearing)		
	a) Vehicle Loan	-	-
	b) Home Loan	-	-
	c) Others	-	-
3	Advances to Students (Non-interest bearing)		
	a) Travel	75,27,073	88,64,001
	b) Others	13,46,857	10,63,357
4	Advances and other amounts recoverable in cash or kind or for value to be received:		
	a) Suppliers (Local & Foreign)	30,41,85,473	43,83,65,474
	b) Mobilisation Advance	2,29,73,160	-
	c) Academic Departments / Units / Centres / Others	30,40,756	31,76,218
	d) Prepaid Cards	2,88,678	5,91,124
5	Prepaid Expenses		
	a) E-Journals	9,66,85,439	8,26,20,198
	b) Medical Insurance	1,12,49,333	1,05,41,333
	c) AMC for SAP	68,22,702	68,22,703
	d) AMC - Ramco	2,95,000	-
6	Deposits		
	a) Electricity - BESCOM	5,67,56,927	5,20,53,817
	b) DCIT, TDS (Income Tax Department)	-	-
	c) Telephone	-	-
7	Interest Income Accrued:		
	a) On Investments from Earmarked / Endowment Funds	21,03,20,336	18,94,65,534
	b) On Investments - Others	-	2,602
	c) On Term Deposit Accounts	14,87,67,789	11,75,79,856
8	Others Current assets receivable		
	a) Grants from MHRD	32,00,00,000	35,00,00,000
	b) Debit Balances - MHRD Grants (Revenue & Capital)	61,07,03,056	-
	c) Debit balances in Developmental Projects (As per Annexure-B)	5,46,24,965	1,54,87,960
	d) Debit balances in Sponsored Research Schemes	41,51,18,564	36,77,55,086
	e) HEFA Expenditure	18,19,64,602	-
	f) SID	2,74,372	-
9	Others receivable		
	a) Income Tax Refund - AY 2016-17	-	49,42,356
	b) Income Tax Refund - AY 2017-18	17,45,596	17,45,596
	c) Income Tax Refund - AY 2018-19	32,11,175	32,11,175
	d) Income Tax Refund - AY 2019-20	52,68,000	-
	TOTAL - (1 to 9)	2,47,07,40,972	1,66,02,68,747

NOTE:

If revolving funds have been created for House Building, Computer and Vehicle advances to employees, the advances will appear as part of Earmarked / Endowment Funds. The balance against these interest bearing advances will not appear in this schedule.



SCHEDULE - 9



ACADEMIC RECEIPTS

Sl. No.	Particulars	2018-19	2017-18
		₹	₹
1	Tuition Fee	6,72,78,958	6,84,41,674
2	Hostel Fee	1,97,80,492	1,54,40,554
3	Thesis Fee	17,24,000	20,71,500
4	Hostel Establishment	62,63,254	55,24,359
5	Other Students Receipts	9,89,668	10,80,573
6	Computer Usage Charges	-	3,72,816
7	Less: Student related expenditure charged to Tuition Fee	(5,30,23,153)	-
	TOTAL	4,30,13,219	9,29,31,476

MHRD GRANTS - REVENUE AND CAPITAL 2018-19

Particulars	REVENUE		CAPITAL	Total
	Grant-aid-General (OH-31)	Grant-aid-Salaries (OH-36)	Grant-aid-Creation of Capital Assets (OH-35)	
Balance B/f as on 01.04.2018	₹ (8,36,28,895)	₹ 32,56,16,381	₹ (18,84,26,093)	₹ 5,35,61,393
Add: a) Grants released by MHRD during the year	1,80,00,00,000	2,45,00,00,000	55,45,00,000	4,80,45,00,000
b) Accrued Interest credited to MHRD Grants	-	-	-	-
c) State Govt. Grants	3,10,000	-	-	3,10,000
d) Academic & Other Receipts utilised for Revenue Expenditure (Schedule - 9,13 & 14)	12,56,83,098	-	-	12,56,83,098
TOTAL	1,84,23,64,203	2,77,56,16,381	36,60,73,907	4,98,40,54,491
Less: Utilised for Expenditure	2,18,90,50,833	2,82,88,79,237	56,89,05,845	5,58,68,35,915
Less: Prior Period Expenditure	79,21,632	-	-	79,21,632
Balance C/F as on 31.03.2019	(35,46,08,262)	(5,32,62,856)	(20,28,31,938)	(61,07,03,056)
Expenditure under OH-35 appears as additions to Capital Fund as well as to Fixed Assets during the year				
Expenditure under OH-31 & OH-36 appears as income in the Income & Expenditure Account				
(i) Debit Balance of Rs. 61,07,03,056/- Carried over to Current Assets in the Balance Sheet and will become O/B for 2019-20				

MHRD GRANTS - INSTITUTION OF EMINENCE - WORLD CLASS INSTITUTIONS

Particulars	REVENUE		CAPITAL	Total
	Grant-aid-General (OH-31)	Grant-aid-Salaries (OH-36)	Grant-aid-Creation of Capital Assets (OH-35)	
Balance B/f as on 01.04.2018	₹ -	₹ -	₹ -	₹ -
Grants released by MHRD during the year	66,68,000	-	42,30,32,000	42,97,00,000
TOTAL	66,68,000	-	42,30,32,000	42,97,00,000
Less: Utilised for Expenditure	12,89,43,375	-	8,54,70,515	21,44,13,890
Less: Prior Period Expenditure	-	-	-	-
Balance C/F as on 31.03.2019	(12,22,75,375)	-	33,75,61,485	21,52,86,110

Unspent Balance of Rs. 21,52,86,110/- Carried over to Current Liabilities in the Balance Sheet and will become O/B for 2019-20

INCOME FROM INVESTMENTS

Particulars	Earmarked / Endowment Funds		Other Investments	
	Current Year	Previous Year	Current Year	Previous Year
	₹	₹	₹	₹
1. Interest				
a) On Government Securities	39,84,67,240	31,39,43,261	-	40,50,000
b) Other Bonds/Debentures	14,47,89,955	-	-	-
c) Financial Institutions/PSUs	24,98,25,472	39,79,76,637	-	-
2. Interest on Term Deposits	4,09,44,093	11,38,45,972	40,05,07,656	35,41,16,221
3. Income accrued but not due on Term Deposits/Interest bearing advances to employees	-	-	-	-
4. Interest on Savings Bank Accounts	1,13,31,138	31,18,590	1,58,06,493	1,66,54,292
5. Income from Mutual Funds	17,30,22,765	1,21,01,857	-	-
Total	1,01,83,80,663	84,09,86,317	41,63,14,149	37,48,20,513
Transferred to Earmarked/Endowment Funds	1,01,83,80,663	84,09,86,317	41,63,14,149	37,48,20,513
Balance	Nil	Nil	Nil	Nil

Particulars	Current Year	Previous Year
	₹	₹
1. a) On Savings Accounts with Scheduled Banks - Funds	1,13,31,138	31,18,590
b) On Savings Accounts with Scheduled Banks - Others	1,58,06,493	1,66,54,292
2. On Loans		
a) Employees / Staff	-	-
b) Others	-	-
3. On Debtors and Other Receivables	-	-
Total	2,71,37,631	1,97,72,882

NOTE:

1. The amount against item 1 (a), in respect of bank accounts of earmarked / endowment funds is dealt within Schedule 11 (First Part) and Schedule 2.
2. The amount against item 1 (b), in respect of bank accounts of daily transactions is dealt within Schedule 13 (Sl. No.8).
3. Item 2(a) is applicable only if revolving funds have not been constituted for such advances

SCHEDULE - 13



OTHER INCOME

Sl. No.	Particulars	2018-19	2017-18
		₹	₹
1	Recovery from Staff	57,74,827	58,44,151
2	Centage on Stores	2,54,978	5,98,947
3	Licence Fee from Outside Agencies	39,12,685	24,98,998
4	Auction Sale Proceeds	11,63,307	20,92,729
5	Subscription received for IISc Journals	54,535	52,509
6	Miscellaneous	4,97,35,231	2,90,44,882
7	Interest on Mobilisation Advance	29,83,063	-
8	Interest on Savings Bank A/counts	1,58,06,493	24,09,422
9	Royalty	16,688	14,677
10	Interest on Electricity Deposit	27,49,503	31,66,951
11	Buy Back Value	2,18,569	84,448
12	I.P. Cell	-	1,251
	TOTAL	8,26,69,879	4,58,08,965



SCHEDULE - 14

PRIOR PERIOD INCOME

Sl. No.	Particulars	2018-19	2017-18
		₹	₹
1	Academic Receipts	-	-
2	Income from Investments	-	-
3	Interest Earned	-	-
4	Other Income	-	2,00,29,793
	TOTAL	-	2,00,29,793

SCHEDULE - 15

STAFF PAYMENTS & BENEFITS (ESTABLISHMENT EXPENSES)
Grant-in-aid Salaries (OH-36)

Sl. No.	Particulars	2018-19	2017-18
		₹	₹
1	Pay & Allowances (Academic Departments / Centres)	1,54,06,58,234	1,32,03,33,582
2	Pay & Allowances (Administrative Units)	10,02,38,956	9,97,31,450
3	7th Central Pay Commission Arrears	7,04,72,482	46,71,06,110
4	Leave Travel Concession	2,83,78,657	1,56,02,396
5	Leave Salary	8,75,79,731	8,43,84,767
6	CPDA	4,23,43,860	6,26,97,461
7	Man Power & Job Contract	21,56,41,332	28,03,16,988
8	Children Education Allowance	40,62,437	39,70,866
9	Medical Reimbursement	4,45,90,937	4,02,39,999
10	Pension	69,49,12,611	-
	TOTAL	2,82,88,79,237	2,37,43,83,619

REVENUE EXPENDITURE OTHER THAN SALARIES

Grant-in-aid General (OH-31)

Sl. No.	Particulars	2018-19	2017-18
		₹	₹
A	Academic Expenses		
1	Working Expenses	28,94,73,352	22,65,10,325
2	General Academic & Research Provisions	1,40,30,480	1,03,16,918
	Total - A	30,35,03,832	23,68,27,243
B	Administrative & General Expenses		
1	Administration	2,85,82,312	2,03,00,730
2	Auditors Remuneration	10,48,780	8,90,940
3	Interest on HEFA Loan	13,98,998	-
	Total - B	3,10,30,090	2,11,91,670
C	Electricity & Water Charges		
1	Electricity Charges	34,64,86,762	35,76,57,435
2	Water Charges	13,88,12,572	8,63,21,375
	Total - C	48,52,99,334	44,39,78,810
D	Estate Maintenance including Infrastructure Works	5,45,28,452	8,67,90,470
E	Scholarships to Students	60,30,88,314	61,46,10,884
F	Pension & Pensionary Benefits		
1	Pension	-	58,60,79,567
2	Pension Arrears - 7th CPC	23,22,57,582	
3	Gratuity & Commutation of Pension	43,02,79,108	11,03,10,119
4	Contribution to Provident Fund & Pension Fund	4,90,04,121	5,69,03,328
5	DLI & Composite Travel Grant	60,000	1,80,000
	Total - F	71,16,00,811	75,34,73,014
	TOTAL	2,18,90,50,833	2,15,68,72,091



SIGNIFICANT ACCOUNTING POLICIES

1. Revised Format of Accounts for Central Educational Institutions (CEIs) as prescribed by MHRD has been adopted. The new system of Accounting & Financial reporting as per MHRD Letter No.29-4/2012-IFD dated 17/04/2015 has been implemented.
2. Grants from the Ministry are accounted for on accrual basis. Grants utilized for revenue expenditure are shown as revenue income in the Income & Expenditure Account.
3. Capital Fund additions include the amounts appropriated out of MHRD Grants and Project grants for capital expenditure, and are appropriately depicted in the Annexure to the Assets Schedule.
4. Unspent Balance/Negative Balances under Revenue and Capital Grants released by MHRD are carried forward and depicted under Current Liabilities/Loans & advances, respectively in the Balance Sheet.
5. Endowment funds & Earmarked funds for specific purposes, are shown in the Schedule for Endowment and Earmarked funds. All receipts, including interest earned and payments from these funds are shown directly as credit or debit to the funds.
6. The Academic Receipts like Tuition Fees, Guest House Charges, and other internal resources are taken into account on cash receipt basis.
7. The Donations received by the Institute have been credited to the Corpus. In addition to donations, interest on corpus fund investments and 5% of the Fees of CCE courses are credited to Corpus.
8. For the year 2018-19, depreciation has been provided on Written Down Value Method at the following rates as per MHRD Format

1. Buildings	- 2%
2. Plant & Machinery	- 5%
3. Office Equipment	- 7.50%
4. Laboratory & Scientific Equipment	- 8%
5. Audio Visual Equipment	- 7.50%
6. Furniture & Fixtures & Fittings	- 7.50%
7. Computers & Peripherals	- 20%
8. Vehicles	- 10%
9. Books & Scientific Journals	- 10%
10. Computer Software	- 40%
11. E - Journals	- 40%
12. Sports Equipment	- 8%

Full Depreciation is provided on additions during the year
Individual assets valued upto Rs.10,000/- are treated as fully depreciated and charged as expenditure during the same financial year
9. All Investments are valued at cost
10. Fund for Applied Research – 40% of Technical & Professional fee towards Consultancy, Test Projects, and Interest earnings are credited to this fund.
11. Prizes, Medals & Endowments Fund: The amounts are received from Agencies/Institutions/ Individuals as Corpus and are for specific purpose like Scholarships, Chair, & Medals. The payments are made out of the annual interest earnings.



- 12 Fund for House Building Advance: This operates as a revolving fund for loans given to staff for purpose of construction of houses. The recovery towards loan and interest are credited back to this fund
- 13 Tata Trust Fund for Housing: The interest earned on the corpus amount of ₹ 50.00 lakhs given by the Tata Trust are used to provide interest subsidy for loans taken by staff towards construction of Houses and procurement of vehicles. The recoveries of loan and interest earned are credited to the fund.
- 14 Sir Dorabji Tata Trust Revolving Fund – The amount of ₹ 50.00 lakhs from Sir Dorabji Tata Trust is meant for grant of Loans to low paid staff for purchase of housing sites. Recoveries of loan & interest are credited back to the fund.
- 15 Research & Innovation Fund: For the year 2018-19 excess of Income over expenditure and accrued interest on RIF investments are credited to RIF. 32% of the Royalty & Technology Transfer Fee received from ABETS is also credited to RIF. The amounts are to be used for development activities of the Institute as laid down by the Council.
- 16 Amenities Fund: The fund is created out of amounts collected from the students and Interest Earnings, to be utilised for improvements to the Hostel & Messes and student related expenditure.
- 17 Tata Welfare Trust - CCS: An amount of ₹ 50.00 lakhs was given by the Tata Trust as corpus and the interest earnings are used for welfare activities of the staff under Centre for Counselling & Support
- 18 Students Emergency Relief Fund: The amounts are contributed by students for meeting unforeseen emergencies like medical expenses, etc., of students.
- 19 Students Aid Fund: The fund is generated from the students contribution for providing financial assistance to students as recoverable loans.
- 20 IISc Centenary Fund: This fund was created during 2007-08 as part of Centenary Year. The interest earnings on investments are being credited to this fund.
- 21 SID Research Support Fund: The fund is created to encourage & develop research in natural or applied sciences and to undertake training and HRD activities in all related fields for development of know-how and innovations.
- 22 Inventory of materials and chemicals in Central Stores are valued on weighted average basis
- 23 Assets created out of funds of sponsored projects, where the ownership of such assets vests with the Institute, are merged with the Fixed Assets of the Institute. Depreciation is charged at the rates applicable to the respective assets.
- 24 The overheads on projects has been accounted as income in full for the year, irrespective of the percentage of completion of the project



CONTINGENT LIABILITIES AND NOTES TO ACCOUNTS

1. The previous year figures have been adjusted in the current year's Statements of Accounts, in order to make the figures comparable in the Revised Accounting formats for Central Educational Institutions (CEIs).
2. The Institute's Provident Fund has been recognized under Section 8 (2) of the Provident Fund Act 1925.
3. The Income of the Institute is exempt from Income Tax under the provision of Section 10(23C) (iiiab) READ with Rule 2BBB of the Income Tax Act. Hence, no provision has been made for Income Tax.
4. Contributions/donations to the Indian Institute of Science are exempted under Section 35(1) (ii) of the Income Tax Act.
5. Contributions/donations to the Indian Institute of Science are exempted under Section 80G(2)(a) (iiif) of the Income Tax Act, approving the IISc as Institute of National Eminence. (Sl.No.168 of the Notification)
6. Indian Institute of Science is registered as Public Funded Research Institution for the purposes of availing Customs/Central Excise duty exemption by Department of Scientific and Industrial Research, Ministry of Science & Technology, Govt. of India, vide notification No.TU/V/RG-CDE(38)/2016 Dated 24th August 2016.
7. The Institute is exempted from the provisions of the Foreign Contribution Regulation Act 1976 as per Govt. of India, Ministry of Home Affairs letter No.II/21022/14(3)/94-FCRA.I Dated 23rd December 1994.
8. The Institute has obtained an actuarial valuation of retirement benefits for the period ended 31st March 2019. The liability on retirement benefits, as on 31/03/2019 works out to Rs.87,97,22,321/- towards leave salary, Rs.96,70,12,318/- towards gratuity and Rs.10,07,42,58,620/- towards pension. This has not been provided for, since MHRD is fully funding annually for retirement benefits.
9. The value of Fixed Assets does not include the value of Houses and Landed property in the city of Mumbai which are vested with the Trustees of the Board of Management of Bombay Properties registered under the Charitable Endowments Act 1890. The Trust manages the property and the net amount is transferred to the institute.
10. An amount of ₹ 12,41,450/- being the Investments held by Charitable Endowments, Mumbai, transferred by the Board of Management of the Bombay Properties of the Institute, has not been reflected in the Investment Register.
11. Provision for Audit Fee has been made in the books of accounts for the financial year 2018-19 on the basis of payment of audit fee for the financial year 2017-18 to Principal Director, CAB, Karnataka, Bangalore
12. As on 31/03/2019 the Institute is holding 387 Indian Patents in force and 323 Foreign Patents in force. The patents held by IISc are not valued since they are research patents and expenditure incurred is being charged off to the respective projects. Patent is only incidental to the research activity.
13. The Institute is exempted from Sales tax / VAT in respect of amounts payable by it towards any works contract vide letter No.KSA-CR-341/02-03, from the Office of the Commissioner of Commercial Taxes.
14. Payments towards insurance premium which will spread over to subsequent financial year for AMC on various types of equipments which has been procured on various dates during the financial year which normally spreads over to two financial years, is charged to final head, since these are small amounts, and not treated as "paid in advance"



- 15 Some of the agencies have deducted tax at source against the Institute PAN, even though the income of the Institute is exempt from Income Tax under Section 10(23C) (iiiab) of the Income Tax Act. A sum of Rs.52,68,000/- being TDS as per 26AS for the financial year 2018-19 is due from the Income Tax Department to be claimed as refund by filing IT returns for the assessment year 2019-20, after certification of annual accounts by the C&AG
 - 16 The Institute obtained Income Tax Refund with interest, for the assessment year 2015-16 amounting to Rs. 32,43,685/- and for 2016-17 amounting to Rs. 54,42,780/- (along with interest) during the financial year 2018-19.
 - 17 The Institute is exempt from payment of KVAT on sale of application forms, prospectus and brochures, vide Notification No.FD 125 CSL 2014 Dated 17th December 2015 issued by the Karnataka Government.
 - 18 An amount of Rs. 1,19,97,233/- has been credited to Miscellaneous Receipts being the unidentified receipts upto 31st March 2017 during the financial year 2018-19.
 - 19 For the year 2018-19, depreciation has been provided on Written Down Value Method at the following rates as per MHRD Format
 - 20 As per the decision of the Governing Council Meeting held in March 2013, accrued interest has been credited to

1 Buildings	- 2%
2 Plant & Machinery	- 5%
3 Office Equipment	- 7.50%
4 Laboratory & Scientific Equipment	- 8%
5 Audio Visual Equipment	- 7.50%
6 Furniture & Fixtures & Fittings	- 7.50%
7 Computers & Peripherals	- 20%
8 Vehicles	- 10%
9 Books & Scientific Journals	- 10%
10 Computer Software	- 40%
11 E - Journals	- 40%
12 Sports Equipment	- 8%
- respective projects at the savings bank account rate of 4% from the financial year 2014-15.
- 21 Institute receives overheads on Consultancy Projects. 90% of the overheads are treated as Income and accounted under Income & Expenditure and the balance 10% remains in the project for use and is treated as "Current Liabilities"
 - 22 The existing accounting software calculates the accrued interest on simple interest method. Few agencies are computing interest on compounded basis and the difference between the compounded and simple interest has been accounted on actual basis.
 - 23 Precious metals are procured by research departments on the basis of requirement. However, these are not quantified / valued, as the same has been treated as non stock item. The physical verification of stock of precious metals is being carried out.
 - 24 Letters of credit established by State Bank of India, IISc Campus Branch, on behalf of the Institute and outstanding as on 31st March 2019 amounts to Rs.2,97,94,160/- (SB A/c.No.31728098170) and Rs.33,49,63,108/- (10270577007) pertaining to CSSP
 - 25 As per the decision of the Governing Council Meeting held in March 2019, one time accounting of historical difference of Rs. 79,21,632/- in inventory valuation, has been charged off as "Prior Period Expenditure" in the books of accounts for the financial year 2018-19, since the Institute is migrating to new ERP software from April 2019.
 - 26 An amount of Rs. 155,03,77,080/- invested in units of Mutual Funds has been shown at cost (Schedule-5). The market value as on 31st March 2019 amounts to Rs. 166,56,55,680/-
 - 27 No provision was made for "Electricity Charges" for the month of March 2019, since the accounts for the financial year 2018-19 was finalised and closed by 2nd week of April 2019, due to scheduled implementation of new integrated accounting software SAP w.e.f. 01/04/2019.
 - 28 The demand for payment of Service tax with penalty and interest for Rs.24,28,396/- from The Commission Of Central taxes (Dated 19th Feb 2019) is being examined and discharging of the liability is uncertain. Hence no provision has been made under "Statutory Liability".
 - 29 Figures in brackets indicate negative balances.
 - 30 Since separate Balance Sheets have been prepared for Provident Fund, New Pension Scheme (NDCPS), and Mutual Benefit Fund, the same do not constitute part of Main Accounts of the Institute.

RECEIPTS AND PAYMENTS ACCOUNT FOR THE YEAR ENDED 31ST MARCH 2019

Sl. No.	Receipts	2018-19	Sl. No.	Payments	2018-19
		₹			₹
I	Opening Balance		I	Revenue & Capital	
	a) i. Cash in hand - Main A/c	1,82,390		a) Revenue	42,31,88,698
	ii. Cash in hand - CSSP	4,22,884			
	b) Bank Balances-Current A/c			b) Capital	2,081
	i) State Bank of India, IISc Campus	48,361			
	ii) Canara Bank	84,33,836			
	a) Savings Bank A/cs	61,38,74,736			
	b) Bank A/cs - CSSP	42,47,37,828			
	iii) Franking Machine	55,317			
	Total I	1,04,77,55,352			
II	a) Grants Received from MHRD (Revenue & Capital)	4,48,45,00,000			
	b) Grants Received from MHRD (IOE - R&C)	42,97,00,000			
	c) Receipts - Revenue	2,98,87,681			
III	Internal Resources	53,17,19,162	II	Internal Resources	6,54,66,986
IV	Receipts against Earmarked Funds	3,48,36,86,081	III	Payments against Earmarked Funds	2,12,87,961
V	Receipts against Projects / Others	1,56,06,46,949	IV	Payments against Projects / Others	18,32,34,926
VI	Sponsored Fellowships & Scholarships	13,28,22,879	V	Sponsored Fellowships & Scholarships	9,76,278
VII	Deposits & Advances	10,77,19,89,779	VI	Deposits, Advances, & Sr.Creditors-Suppliers	22,43,47,94,871
VIII	Fixed Assets	1,64,25,16,144	VII	Fixed Assets	-
				Total I to VII	23,12,89,51,801
			VIII	Closing Balance	
				a) i. Cash in hand - Main A/c	2,33,948
				ii. Cash in hand - CSSP	-
				b) Bank Balances-Current A/c	
				i) State Bank of India, IISc Campus	78,78,108
				ii) Canara Bank	1,47,64,856
				a) Savings Bank A/cs	69,89,68,882
				b) Bank A/cs - CSSP	26,43,80,088
				iii) Franking Machine	46,344
	Total II to VIII	23,06,74,68,675		Total VIII	98,62,72,226
	GRAND TOTAL	24,11,52,24,027		GRAND TOTAL	24,11,52,24,027

Audit Report 2018 - 19

SEPARATE AUDIT REPORT OF THE COMPTROLLER AND AUDITOR GENERAL OF INDIA ON THE ACCOUNTS OF THE INDIAN INSTITUTE OF SCIENCE, BANGALORE FOR THE YEAR ENDED 31ST MARCH 2019

We have audited the attached Balance Sheet of Indian Institute of Science, Bangalore as at 31 March 2019 and the Income & Expenditure Account / Receipts & Payment Account for the year ended on that date under Section 20(1) of the Comptroller and Auditor General's (Duties, Powers and Conditions of Service) Act, 1971. The audit has been entrusted from 2017-18 to 2021-22. These financial statements are the responsibility of the Institute's management. Our responsibility is to express an opinion on these financial statements based on our audit.

2. This Separate Audit Report contains the comments of the Comptroller and Auditor General of India (CAG) on the accounting treatment only with regard to classification, conformity with the best accounting practices, accounting standards and disclosure norms, etc. Audit observations on financial transactions with regard to compliance with the Law, Rules and Regulations (Propriety and Regularity) and efficiency-economy-performance aspects etc., if any, are reported through Inspection Reports / CAG's Audit Reports separately.

3. We have conducted our audit in accordance with auditing standards generally accepted in India. These standards require that we plan and perform the audit to obtain reasonable assurance about whether the financial statements are free from material misstatements. An audit includes examining on a test basis, evidences supporting the amounts and disclosure in the financial statements. An audit also includes assessing the accounting principles used and significant estimates made by management, as well as evaluating the overall presentation of financial statements. We believe that our audit provides a reasonable basis for our opinion.

4. Based on our audit, we report that:

- i) We have obtained all the information and explanations, which to the best of our knowledge and belief were necessary for the purpose of our audit.
- ii) The Balance Sheet and Income & Expenditure Account/Receipt & Payment Account dealt with by this report have been drawn up in the format prescribed by the Government of India, Ministry of Human Resource Development.

iii) In our opinion, proper books of accounts and other relevant records have been maintained by the Institute in so far as it appears from our examination of such books.

iv) We further report that:

A. BALANCE SHEET

(i) Contingent Liabilities and Notes to Accounts (Schedule 18)

(a) This does not include the value of contracts remaining to be executed on Capital Account on 31.3.2019 and not provided for (Net of Advances) as prescribed under the format of Accounts of MHRD.

(b) The following schedules do not conform to the format prescribed by MHRD

- ❖ Accounting treatment of Fellowships and Scholarships – Schedule 3(b)
- ❖ Unutilised grants from UGC, Government of India and State Government – Schedule-3(C)
- ❖ Annexure – A to be appended to Schedule 7 was not prepared
- ❖ Schedule 15 A – Employees Retirement and Terminal Benefits
- ❖ Schedule 16 – Academic Expenses
- ❖ Schedule 17 – Administrative and General Expenses
- ❖ Schedule 18 – Transportation Expenses
- ❖ Schedule 19 – Repairs and Maintenance
- ❖ Schedule 20 – Finance Costs
- ❖ Schedule 21 – Other Expenses
- ❖ Schedule 22 – Prior period expenses
- ❖ Claims against the entity not acknowledged as debt
- ❖ Related Party Disclosure
- ❖ Entity wise pending Court cases
- ❖ Details of assets acquired out of sponsored project funds during the year along with the list of assets where conditions have been stipulated for the ownership vests with the sponsor
- ❖ Expenditure in foreign currency
- ❖ Schedule 18 – Contingent liabilities and Notes to Accounts does not contain details of number of Indian Patents and Foreign Patents in force.

B. INCOME AND EXPENDITURE ACCOUNT

I. Expenditure – Rs.638.66 Crore

**Staff payments and benefits – (Establishment Expenses) Rs.282.89 Crore
(Schedule 15)**

During the year 2018-19 under Sl.No.8 – ‘Notes to Accounts’ IISe commented that based on actuarial valuations as on 31st March 2019, the liability on retirement benefits of Rs.1192.09 [Leave Salary (Rs.87.97 Crore), Gratuity (Rs.96.70 Crore) and Pension (1007.42)] was not provided for in the annual accounts as MHRD had fully funded the retirement benefits.

Non-provisions of retirement benefits resulted in overstatement of Capital Fund besides understatement of ‘provisions’ and excess of expenditure over income by Rs.1092.09 Crore.

C. GENERAL:

- (i) The depreciation of assets upto the year 2018-19 was provided on Net block towards tangible and intangible fixed assets by adopting “Written down Value Method (WDV) which is in contravention to the new system of accounting and financial reporting of MHRD.
- (ii) During the year 2018-19, Rs.247.07 Crore was receivable from various Sponsoring Agencies for undertaking the Sponsored Research Schemes of which Rs.20.38 Crore represented receivables which have either been terminated or closed. No age-wise analysis of these receivables, was provided to audit.
- (iii) This represents the amounts received from sponsoring agencies towards payment of fellowships and scholarships to the eligible students. The liability under this head has increased over the last three years without clearance

Year	Balance as on 31st March (Rs.)
2016-17	3,97,50,966
2017-18	6,75,82,568
2018-19	8,55,85,028

Detailed information about the Sponsorship agencies, year wise breakup for the closing balance, list of selected beneficiaries vis-à-vis payment details were not furnished. Further, scheme-wise/year-wise break up details of liability outstanding for Receipts against sponsored research Schemes was not furnished to audit.

2. REVISION OF ACCOUNTS

The IISc revised the accounts on the basis of audit observation and resubmitted the revised accounts on 08.08.2019. The effect of revision was only to the extent of revising the 'Notes on Accounts'.

3. FINANCIAL POSITION/GRANTS-IN-AID

Out of the total Grants of Rs.498.40 Crore (Capital grants – Rs.55.45 Crore, Revenue grants – Rs.425 Crore, State Government Grant - 0.03 Crore, academic and other receipts – Rs.12.56 Crore and previous years' unutilized balance of Rs.5.36 Crore) during the year 2018-19, including a debit of prior period expenditure of Rs.0.79 Crore, the Institute utilized a sum of Rs.558.68 Crore leaving a negative balance of Rs.61.07 Crore as on 31st March 2019.

- v) We report that the Balance sheet and Income & Expenditure Account/Receipt & Payment Account dealt with by this report are in agreement with the books of accounts.
- vi) In our opinion and to the best of our information and according to the explanations given to us, they said financial statements read with the Accounting Policies and Notes on Accounts and subject to the matters mentioned in Annexure to this Audit Report, give a true and fair view in conformity with accounting principles generally accepted in India.
- a. In so far as it relates to the Balance Sheet, of the state of affairs of the Indian Institute of Science, Bangalore as at 31 March 2019 and
- b. In so far as it relates to Income & Expenditure Account of the surplus for the year ended on that date.

For and on behalf of the C&AG of India

PRINCIPAL DIRECTOR OF AUDIT (CENTRAL)
BANGALORE

Date: 22nd October 2019

ANNEXURE

Internal Audit

The internal audit department (IAD) of the IISc is adequate as it deals with all matters relating to local/foreign purchase orders, rate contracts entered into by the institute, verification of utilisation certificates, audit of manpower management bills besides check of TA/LTC bills and claims, bills pertaining to civil works. Service matters relating to Group A, B, C and D are also dealt by the IAD. Despite defined checks, the department needs to be strengthened with adequate manpower.

Internal Control System

The Internal Audit Wing is excluded from the preparation of the annual accounts and no Chartered Accountants are involved in the preparation of the annual accounts. The process of migrating to a new accounting software viz., Enterprise Resource Planning (also known as SAP) is in progress as the institute desires to ensure proper checks which would enable systems audit in future.

System of physical verification of fixed assets/inventory

Physical verification of fixed assets/inventory is conducted annually. However, physical verification of only one-third of the non-custodian stock equipments like library books/journals is being biennially the reports of which produced to audit for the audit period.

Regularity in payment of statutory dues

All the statutory dues of the institute are collected and remitted within the stipulated date besides maintaining necessary accounts.


Principal Director of Audit (Central)
Bangalore



| ANNEXURES



STATEMENT OF REVENUE AND CAPITAL EXPENDITURE FROM 1.4.2018 TO 31.3.2019

Sl. No.	Particulars	GIA for Salary (OH-36)		GIA General - (OH-31)		GIA for creation of Capital Assets - (OH-35)	Total
		Salaries & Allowances	Manpower / Job Contract	Working Expenses	Student Scholarships		
	I. RESEARCH & TEACHING DEPTS.	₹	₹	₹	₹	₹	₹
	i) DN. OF MATH. & PHY.SCIENCES						
1	Mathematics	6,01,62,420	13,44,283	13,22,374	15,23,200	1,16,53,080	7,60,05,357
2	Instrumentation & Applied Physics	4,78,87,227	7,56,443	40,39,077	1,37,66,139	1,15,81,664	7,80,30,550
3	Physics	9,63,72,369	23,08,165	1,21,64,743	2,11,05,200	3,76,16,927	16,95,67,404
4	Centre for Cryogenic Technology	1,10,88,995	13,24,450	53,26,833	-	-	1,77,40,278
5	Centre for High Energy Physics	3,17,98,261	5,30,164	26,82,258	38,55,631	23,33,486	4,11,99,800
	Total (i)	24,73,09,272	62,63,505	2,55,35,285	4,02,50,170	6,31,85,157	38,25,43,389
	(ii) DN. OF CHEMICAL SCIENCES						
6	Inorganic & Physical Chemistry	5,79,74,219	18,85,474	60,22,435	1,80,41,850	1,62,63,710	10,01,87,688
7	Materials Research Centre	2,98,00,962	4,46,112	18,95,646	64,19,940	3,81,220	3,89,43,880
8	Organic Chemistry	2,54,56,414	13,70,279	31,74,876	53,19,974	1,74,475	3,54,96,018
9	NMR Research Centre	76,10,549	5,88,713	9,61,766	-	7,16,433	98,77,461
10	Solid State & Structural Chem. Unit	4,56,58,045	50,45,940	88,80,877	1,16,81,333	1,39,16,103	8,51,82,298
11	Spectroscopy/Analy. Test Facu, (SATF)	-	-	5,99,421	-	-	5,99,421
	Total (ii)	16,65,00,189	93,36,518	2,15,35,021	4,14,63,097	3,14,51,941	27,02,86,766
	(iii) DN. OF BIOLOGICAL SCIENCES						-
12	Biochemistry	3,70,07,640	6,23,667	41,76,625	95,92,251	4,93,281	5,18,93,464
13	Central Animal Facility	87,66,414	16,91,932	58,02,576	-	1,95,65,983	3,58,26,905
14	Centre for Ecological Sciences	3,02,84,333	11,29,127	19,56,830	83,50,671	22,62,095	4,39,83,056
15	Microbiology & Cell Biology	4,70,31,999	5,96,656	76,07,522	96,13,192	4,46,375	6,52,95,744
16	Molecular Biophysics Unit	3,54,91,458	11,06,931	85,30,933	1,05,95,832	1,82,20,637	7,39,45,791
17	Molecular Reproduction, Develop.& Genetics	3,71,22,558	5,97,935	58,81,748	43,17,839	93,24,739	5,72,44,819
18	Centre for Neuro Sciences	37,79,188	13,82,571	7,95,068	37,82,000	3,58,32,508	4,55,71,335
19	Centre for Infect. Diseases Research (CIDR)	-	9,75,677	19,05,884	-	99,000	29,80,561
	Total (iii)	19,94,83,590	81,04,496	3,66,57,186	4,62,51,785	8,62,44,618	37,67,41,675
	(iv) DN. OF ELECTRICAL, ELECTRONICS, AND COMPUTER SCIENCE (EECS)						
20	Department of Electronic Systems Engg.	4,58,11,401	20,19,243	95,50,266	2,13,11,737	1,85,40,425	9,72,33,072
21	Electrical Communication Engineering	8,12,87,556	16,12,687	45,11,823	2,23,26,599	1,26,68,617	12,24,07,282
22	Electrical Engineering	6,45,94,368	20,23,357	40,07,975	2,93,25,006	10,85,500	10,10,36,206
23	Computer Science & Automation	7,08,84,541	38,37,178	31,31,546	2,89,28,405	59,30,747	11,27,12,417
	Total (iv)	26,25,77,866	94,92,465	2,12,01,610	10,18,91,747	3,82,25,289	43,33,88,977



STATEMENT OF REVENUE AND CAPITAL EXPENDITURE FROM 1.4.2018 TO 31.3.2019 (Contd)

Sl. No.	Particulars	GIA for Salary (OH-36)		GIA General - (OH-31)		GIA for creation of Capital Assets - (OH-35)	Total
		Salaries & Allowances	Manpower / Job Contract	Working Expenses	Student Scholarships		
	(v) DN. OF MECHANICAL SCIENCES	₹	₹	₹	₹	₹	₹
24	Aerospace Engineering	8,85,85,726	24,84,299	37,82,109	2,40,13,325	8,65,664	11,97,31,123
25	Civil Engineering	7,50,59,898	21,36,183	20,91,874	3,21,66,347	80,05,792	11,94,60,094
26	Chemical Engineering	3,62,28,819	13,12,746	23,02,346	1,28,99,851	8,76,390	5,36,20,152
27	Mechanical Engineering	7,80,54,990	28,65,674	43,61,801	2,76,20,604	1,02,67,558	12,31,70,627
28	Centre for Earth Sciences	2,52,59,501	3,97,083	14,93,842	47,90,245	14,98,842	3,34,39,513
29	Centre for Product Design & Mfrg.	2,82,06,528	8,02,523	19,27,395	1,89,65,483	8,45,068	5,07,46,997
30	Materials Engineering	6,08,39,670	8,93,512	47,62,484	2,46,05,994	6,00,679	9,17,02,339
31	Centre for Atmospheric & Oceanic Sciences	2,58,22,571	4,72,618	19,74,643	57,25,925	3,15,666	3,43,11,423
32	Centre for Sustainable Technology	1,42,38,597	4,81,959	5,29,430	57,23,186	11,01,227	2,20,74,399
33	Advanced Facility for Microscopy & Microanalysis	-	6,56,261	2,54,328	-	-	9,10,589
	Total (v)	43,22,96,300	1,25,02,858	2,34,80,252	15,65,10,960	2,43,76,886	64,91,67,256
	(vi) Division of Interdisciplinary Research						
34	Centre for Nanoscience & Engineering	58,54,209	20,94,359	32,57,536	1,78,83,140	19,470	2,91,08,714
35	Supercomputer Education & Research Centre	4,97,37,185	1,05,47,085	3,95,42,065	15,90,759	1,08,09,755	11,22,26,849
36	Interdisciplinary Centre for Energy Research	-	2,69,670	4,12,514	83,20,710	1,37,594	91,40,488
37	Management Studies	2,77,36,876	9,69,571	14,25,836	74,17,735	27,26,753	4,02,76,771
38	Centre for Contemporary Studies	-	4,55,658	2,85,324	-	1,13,671	8,54,653
39	Interdisciplinary Centre for Water Research	-	5,07,868	4,55,500	19,20,200	5,34,486	34,18,054
40	Centre for Biosystems Science & Engineering	63,81,542	3,08,382	32,55,681	-	95,12,343	1,94,57,948
41	Computational and Data Sciences	12,79,749	12,50,438	10,85,904	1,17,91,961	28,42,724	1,82,50,776
42	Divecha Centre for Climate Change	-	-	-	11,20,000	-	11,20,000
43	Robert Bosch Centre for Cyber Physical Systems	-	-	-	1,25,000	-	1,25,000
	Total (vi)	9,09,89,561	1,64,03,031	4,97,20,360	5,01,69,505	2,66,96,796	23,39,79,253
	vii) OTHER CENTRES & DEPARTMENTS						
44	J R D Tata Memorial Library	1,87,86,846	41,89,958	11,82,696	-	10,73,08,676	13,14,68,176
45	Office of Communications (APC)	24,73,916	18,90,339	1,07,27,089	-	54,558	1,51,45,902
46	Centre for Continuing Education	34,94,809	-	9,26,455	-	3,02,291	47,23,555
47	Undergraduate Programme	1,40,21,678	98,11,646	73,59,123	18,56,000	29,80,507	3,60,28,954
48	Students Council	-	-	96,016	-	-	96,016
49	Intellectual Property & Technology Licensing	-	25,12,127	3,28,816	-	3,54,000	31,94,943
50	Challakere Camp. Empower Committee	8,81,328	30,96,300	19,51,153	-	9,13,000	68,41,781
51	Bioinformatics Centre	97,13,489	-	-	-	-	97,13,489



STATEMENT OF REVENUE AND CAPITAL EXPENDITURE FROM 1.4.2018 TO 31.3.2019 (Contd)

Sl. No.	Particulars	GIA for Salary (OH-36)		GIA General - (OH-31)		GIA for creation of Capital Assets - (OH-35)	Total
		Salaries & Allowances	Manpower / Job Contract	Working Expenses	Student Scholarships		
		₹	₹	₹	₹	₹	₹
52	DIGITS	-	74,68,590	5,31,39,170	-	2,50,51,873	8,56,59,633
53	OCCap	-	13,27,594	1,34,256	-	-	14,61,850
54	Project Management Group	-	20,15,561	3,71,576	-	10,20,75,020	10,44,62,157
55	Classical Indian Arts and Culture	-	-	-	-	-	-
	Total (vii)	4,93,72,066	3,23,12,115	7,62,16,350	18,56,000	23,90,39,925	39,87,96,456
56	II General Academic & Research Provision						
	a) G A R P	-	-	1,40,30,480	8,13,50,794	-	9,53,81,274
	b) G. A.T. E / IRC	15,60,342	1,67,345	9,38,277	-	3,69,877	30,35,841
	c) Integrated .Ph.D / Interdisciplinary Prog	-	95,484	11,06,589	8,29,64,256	1,31,637	8,42,97,966
	d) Cumulative Project Development Allow.	4,23,43,860	-	-	-	-	4,23,43,860
	III SERVICES AND MAINTENANCE						
57	Central Stores	63,13,491	-	1,87,288	-	-	65,00,779
58	a) Fire Fighting & Security	51,46,409	21,17,500	13,10,783	-	-	85,74,692
	b) Office of Lab Safety & Environmental Health	4,64,516	-	5,67,598	-	93,106	11,25,220
	c) Temporary Structures	-	-	-	-	6,97,734	6,97,734
59	Telephones	-	-	65,85,150	-	-	65,85,150
60	Office of the PEcumEO	2,10,35,681	24,81,739	54,45,79,247	-	3,96,96,825	60,77,93,492
61	CCMD Maintenance	-	-	38,61,553	-	-	38,61,553
62	Water Supply & Waste Management	-	11,65,917	-	-	-	11,65,917
63	Gardens	23,07,597	6,65,155	6,38,110	-	-	36,10,862
	Total III	3,52,67,694	64,30,311	55,77,29,729	-	4,04,87,665	63,99,15,399
	IV. AMENITIES						
64	Health Centre	1,65,36,947	73,20,520	11,93,824	-	-	2,50,51,291
65	Guest House	20,85,770	-	-	-	-	20,85,770
66	Hostel	3,01,44,114	1,44,23,021	75,80,435	-	7,86,638	5,29,34,208
67	Institute of Science Gymkhana	47,53,915	-	5,00,000	-	-	52,53,915
68	Faculty Club	-	-	2,25,000	-	-	2,25,000
69	Tata Memorial Club	-	4,88,932	5,00,000	-	-	9,88,932
70	Centre for Counselling & Support & SC/ST cell	6,49,381	-	-	3,80,000	-	10,29,381
71	SC & ST Cell	11,31,227	-	22,65,069	-	-	33,96,296
72	Internal Committee Against Sexual Harassment (ICASH)	-	80,000	5,24,856	-	24,190	6,29,046
73	Great Days Committee	-	-	9,08,758	-	-	9,08,758
	Welfare	-	-	10,45,355	-	6,19,542	16,64,897
	Total IV	5,53,01,354	2,23,12,473	1,47,43,297	3,80,000	14,30,370	9,41,67,494



STATEMENT OF REVENUE AND CAPITAL EXPENDITURE FROM 1.4.2018 TO 31.3.2019 (Contd)

Sl. No.	Particulars	GIA for Salary (OH-36)		GIA General - (OH-31)		GIA for creation of Capital Assets - (OH-35)	Total
		Salaries & Allowances	Manpower / Job Contract	Working Expenses	Student Scholarships		
	V Administration	₹	₹	₹	₹	₹	₹
74	a) Central Office/ Administrative Units	10,02,38,956	9,20,21,531	2,96,21,612	-	1,72,16,124	23,90,98,223
75	b) Official Language Unit	-	1,99,200	4,46,662	-	49,560	6,95,422
	Total VI	10,02,38,956	9,22,20,731	3,00,68,274	-	1,72,65,684	23,97,93,645
76	Leave Travel Concession	2,83,78,657	-	-	-	-	2,83,78,657
77	Leave Salary	8,75,79,731	-	-	-	-	8,75,79,731
78	Children Education Allowance	40,62,437	-	-	-	-	40,62,437
79	Medical Reimbursement	4,45,90,937	-	-	-	-	4,45,90,937
80	7th Central Pay Commission Arrears	7,04,72,482	-	23,22,57,582	-	-	30,27,30,064
81	Pension	69,49,12,611	-	-	-	-	69,49,12,611
82	Gratuity & Commutation of Pension	-	-	43,02,79,108	-	-	43,02,79,108
83	DLI & Composite Travel Grant	-	-	60,000	-	-	60,000
84	Contribution to Provident Fund	-	-	48,18,802	-	-	48,18,802
85	Contribution to Pension Fund	-	-	4,41,85,319	-	-	4,41,85,319
	Interest on HEFA Loan	-	-	13,98,998	-	-	13,98,998
	Total 74 to 85	92,99,96,855	-	71,29,99,809	-	-	1,64,29,96,664
	TOTAL	2,61,32,37,905	21,56,41,332	1,58,59,62,519	60,30,88,314	56,89,05,845	5,58,68,35,915



ABSTRACT STATEMENT OF OPERATIONS UNDER NON-RECURRING AND OTHER GRANTS

Sl. No	Particulars	Opening Balance 01.04.2018		Debits during the year	Credits during the year	Closing Balance 31.3.2019	
		Debit	Credit			Debit	Credit
		₹	₹	₹	₹	₹	₹
A.	MINISTRY OF HUMAN RESOURCE DEVELOPMENT						
1	Indo-French Cyber University Project @ DISC IISc	-	6,72,827	-	-	-	6,72,827
2	a) National Programme for Technology Learning - Phase II	-	33,627	-	-	-	33,627
	b) National Programme for Technology Learning - Phase IV	-	55,50,424	1,06,07,203	1,09,00,000	-	58,43,221
	c) NPTL Exam Invigilation Exp	82,053	-	9,000	9,000	82,053	-
3	National Initiatives for setting up Design Innovation Centres	3,12,782	-	44,28,359	1,56,00,000	-	1,08,58,859
4	Biomolecular Interaction Studies - Biochemistry	-	2,16,742	2,16,705	2,00,00,000	-	2,00,00,037
5	National Design Innovative Network (NDIN)	-	29,79,348	1,04,31,817	3,00,00,000	-	2,25,47,531
6	Pandit Madan Mohan Malavia National Mission on Teachers & Teaching	-	38,83,447	1,94,99,961	50,00,000	1,06,16,514	-
7	CeNSE - Scientific Equipment	-	5,00,00,000	44,55,741	-	-	4,55,44,259
8	Research Park	-	5,00,00,000	1,47,500	-	-	4,98,52,500
9	Smart India Hardware Hackathon	-	-	21,33,105	-	21,33,105	-
	Total A	3,94,835	11,33,36,415	5,19,29,391	8,15,09,000	1,28,31,672	15,53,52,861
B	ALL INDIA COUNCIL FOR TECHNICAL EDUCATION:						
1	Award of Emeritus Fellows	-	7,15,638	-	-	-	7,15,638
2	SWAYAM	-	-	4,40,000	14,70,000	-	10,30,000
	Total B	-	7,15,638	4,40,000	14,70,000	-	17,45,638
C	UNIVERSITY GRANTS COMMISSION						
1	Centre of Advanced Study						
	a) i) Dept. of Physics - Phase V	-	1,14,484	1,14,484	-	-	-
	ii) Dept. of Physics - Phase VI	-	-	1,925	1,23,59,600	-	1,23,57,675
	b) i) Dept. of Inorganic & Physical Chemistry (Upto Phase V)	-	1,34,769	-	-	-	1,34,769
	ii) Dept. of Inorganic & Physical Chemistry (Phase.VI)	7,12,071	-	-	-	7,12,071	-
	c) Dept. of Organic Chemistry - Phase IV	-	4,00,341	2,38,320	37,979	-	2,00,000
	d) i) Solid State & Structural Chemistry Unit - V	5,20,945	-	-	-	5,20,945	-
	ii) Solid State & Structural Chemistry Unit - VI	-	-	6,79,594	1,43,20,000	-	1,36,40,406
	e) i) Dept. of Biochemistry - VII	-	2,00,000	-	-	-	2,00,000
	II) Dept. of Biochemistry - VIII	2,62,497	-	-	2,14,785	47,712	-
	f) Molecular Biophysics Unit - Phase VI	-	26,76,906	-	-	-	26,76,906
	g) i) Dept. of Electrical Engineering (Phase IV)	1,95,392	-	-	-	1,95,392	-
	ii) Dept. of Electrical Engineering (Phase V)	-	-	2,48,998	7,20,000	-	4,71,002
	h) i) Dept. of Electrical Communication Engg - Phase II	-	3,79,012	-	-	-	3,79,012
	ii) Dept. of Electrical Communication Engg - Phase III	-	-	63,658	4,20,000	-	3,56,342
	i) Dept. of Computer Science & Automation - Phase II	-	1,30,844	-	-	-	1,30,844
	j) Dept. of Chemical Engineering	-	15,60,488	-	-	-	15,60,488
	j) ii) Dept. of Chemical Engineering - Phase II	-	-	2,93,730	1,56,29,000	-	1,53,35,270



ABSTRACT STATEMENT OF OPERATIONS UNDER NON-RECURRING AND OTHER GRANTS

Sl. No	Particulars	Opening Balance 01.04.2018		Debits during the year	Credits during the year	Closing Balance 31.3.2019	
		Debit	Credit			Debit	Credit
		₹	₹	₹	₹	₹	₹
	k) i) Dept. of Mechanical Engineering	-	2,48,586	2,48,586	-	-	-
	ii) Dept. of Mechanical Engineering - Phase II	4,73,989	-	-	4,05,142	68,847	-
	l) Dept. of Microbiology & Cell Biology - Phase II	13,05,607	-	-	-	13,05,607	-
	m) Dept. of Aerospace Engineering - Phase I	-	3,57,763	-	-	-	3,57,763
	n) i) Dept. of Mathematics - Phase I	64,196	-	-	-	64,196	-
	ii) Dept. of Mathematics - Phase II	-	-	33,58,981	51,20,000	-	17,61,019
	o) i) Dept. of Mol. Reproduction, Devel. & Genetics - Phase II	10,76,243	-	-	9,63,194	1,13,049	-
	ii) Dept. of Mol. Reproduction, Devel. & Genetics - Phase III	-	-	-	51,87,000	-	51,87,000
	p) Molecular Biophysics Unit	-	23,116	-	-	-	23,116
	q) Civil Engineering - Phase V	-	-	1,19,675	5,20,000	-	4,00,325
	r) Material Engineering - Phase V	-	-	2,44,899	7,90,000	-	5,45,101
	Total C	46,10,940	62,26,309	56,12,850	5,66,86,700	30,27,819	5,57,17,038
D	DEPARTMENT OF SCIENCE & TECHNOLOGY						
1	NMR Research Centre (SAIF)	-	43,76,658	35,62,203	43,01,982	-	51,16,437
2	Setting up of an X-ray Facility for Structural Biology	-	2,61,094	-	-	-	2,61,094
3	Facility for Research in Technical Acoustics (FRITA)	1	-	-	-	1	-
4	Setting up of NMR Faci. for Biological Research under IRPHA.	-	47,93,029	-	-	-	47,93,029
5	Facility for Research in Low Temperature Physics	-	2,83,442	-	-	-	2,83,442
6	Dev. of state-of-the-art analytical Electron Microscopy Facility	-	12,81,076	-	-	-	12,81,076
7	Setting up of Facilities for res. using Solid State NMR @ IISc	-	4,82,180	-	-	-	4,82,180
8	DST-IISc. Centenary Professorship	-	30,23,489	7,10,760	-	-	23,12,729
9	SN Bose National Centre for Basic Sciences	-	59,000	-	-	-	59,000
10	a) VAJRA Faculty Scheme - Yarlagadda	47,557	-	12,74,197	13,56,048	-	34,294
	b) VAJRA Adjunct Professor - Surya Raju Kalidindi	-	-	22,77,576	22,77,576	-	-
	c) VAJRA Faculty - Dr. Veneet Agarwal	-	-	23,65,000	23,76,000	-	11,000
11	a) Facility for Protein X-Ray Crystal.....Design	8,53,572	-	-	-	8,53,572	-
	b) Facility for Protein X-Ray Crystal.....Design - (Phase II)	-	95,29,571	1,17,49,606	88,09,179	-	65,89,144
12	FIST PROGRAMME						
	1. Department of Physics (Phase.III)	-	17,76,777	17,61,916	2,42,75,938	-	2,42,90,799
	2. Dept. of Inorganic & Physical Chemistry (Phase.II)	-	51,73,123	52,88,697	2,06,924	-	91,350
	3. Department of Organic Chemistry (Phase. III)	-	2,52,34,212	1,82,95,858	10,09,368	-	79,47,722
	4. Department of Biochemistry (Phase.III)	-	2,50,00,615	1,07,07,270	8,89,805	-	1,51,83,150
	5. Department of Microbiology & Cell Biology (Phase.III)	-	3,59,19,333	19,38,913	14,36,773	-	3,54,17,193
	6. a) Molecular Biophysics Unit (Phase.II)	27,72,438	-	-	-	27,72,438	-
	b) Molecular Biophysics Unit (Phase.III)	-	3,59,42,277	3,21,49,902	14,37,691	-	52,30,066
	7. Dept. of Mol. Reproduction & Dev. Genetics (Phase.III)	-	15,57,098	12,390	13,01,096	-	28,45,804
	8. Department of Chemical Engineering (Phase II)	-	19,27,582	-	-	-	19,27,582



ABSTRACT STATEMENT OF OPERATIONS UNDER NON-RECURRING AND OTHER GRANTS

Sl. No	Particulars	Opening Balance 01.04.2018		Debits during the year	Credits during the year	Closing Balance 31.3.2019	
		Debit	Credit			Debit	Credit
		₹	₹	₹	₹	₹	₹
	9. Department of Civil Engineering (Phase.III)	-	4,41,45,161	82,646	-	-	4,40,62,515
	10 .a) Department of Mechanical Engineering (Phase.I)	-	20,46,149	-	-	-	20,46,149
	b) Department of Mechanical Engineering (Phase.III)	-	99,35,755	4,51,884	3,97,430	-	98,81,301
	11.Department of Materials Engineering (Phase. III)	-	41,29,033	3,06,493	1,65,161	-	39,87,701
	12. Material Research Centre - (Phase-II)	-	10,00,000	-	-	-	10,00,000
	13.Solid State & Structural Chemistry Unit (Phase.II)	-	1,72,093	4,51,233	3,36,159	-	57,019
	14. Electrical Communication Engineering	-	14,81,612	-	-	-	14,81,612
	15. Aerospace Engineering - Phase II	-	17,45,373	-	-	-	17,45,373
	16. Centre for Ecological Sciences	-	97,452	-	-	-	97,452
	17. CPDM	-	1,83,898	1,89,679	7,356	-	1,575
	18. Elecctrical Engineering	-	2,34,72,920	1,91,72,434	9,38,916	-	52,39,402
	19. CeNSE	-	2,20,00,000	-	-	-	2,20,00,000
	Total D	36,73,568	26,70,30,002	11,27,48,657	5,15,23,402	36,26,011	20,57,57,190
E	MINISTRY OF ENVIRONMENT & FORESTS						
1	Ecological Research & Training Centre	-	4,48,106	-	-	-	4,48,106
2	Western Ghats Ecology Expert Panel	-	1,51,678	1,51,678	-	-	-
	Total E	-	5,99,784	1,51,678	-	-	4,48,106
F	DEPARTMENT OF BIOTECHNOLOGY						
1	Interactive Graphics Based Molecular Modelling	5,13,514	-	-	-	5,13,514	-
2	Centre of Excellence in Bioinformatics - Prof.S.Ram Kumar	-	25,84,845	18,97,344	26,206	-	7,13,707
3	Experimental & Computational Studies	-	4,54,968	-	-	-	4,54,968
4	DBT-IISc. Partnership Programme Advanced Research	-	1,03,41,807	3,89,71,097	55,80,645	2,30,48,645	-
5	DBT-IISc. Partnership Programme Advanced Research - II	-	-	2,21,92,051	24,81,49,929	-	22,59,57,878
	Total F	5,13,514	1,33,81,620	6,30,60,492	25,37,56,780	2,35,62,159	22,71,26,553
G	DEPARTMENT OF INFORMATION TECHNOLOGY						
1	Advanced Technology Programme in Computer Networking	-	7,502	7,502	-	-	-
	Total G	-	7,502	7,502	-	-	-
H	MINISTRY OF DEFENCE						
1	Joint Programme between DRDL (DRDO) & IISc (Phase-VI)	-	46,17,791	-	-	-	46,17,791
2	JATP- Phase VII	14,18,880	-	2,70,000	-	16,88,880	-
3	JATP- Phase VIII	-	1,02,14,340	99,44,243	1,06,60,832	-	1,09,30,929
	Total H	14,18,880	1,48,32,131	1,02,14,243	1,06,60,832	16,88,880	1,55,48,720
I	DEPARTMENT OF SPACE						
1	Calibration of Cryo. Tempt. Sensor	-	1,45,391	-	-	-	1,45,391
2	a) Calibration & Thermal Cycling of Triple.....in nitrogen	-	2,48,855	-	-	-	2,48,855
	b) Calibration & Thermal Cycling of Triple Reduntant - Ph.II	-	22,94,947	7,49,923	11,00,981	-	26,46,005
3	Thermoelectric Characterisation	-	8,03,120	21,90,282	19,58,375	-	5,71,213
4	Cryotreatment of IDLV Pressure Transducer Diaphragms	-	1,82,785	7,07,946	5,81,900	-	56,739
5	Calibration of Cryogenic Temp. Phase II	-	5,81,553	13,38,365	12,33,893	-	4,77,081
	Total I	-	42,56,651	49,86,516	48,75,149	-	41,45,284



ABSTRACT STATEMENT OF OPERATIONS UNDER NON-RECURRING AND OTHER GRANTS

Sl. No	Particulars	Opening Balance 01.04.2018		Debits during the year	Credits during the year	Closing Balance 31.3.2019	
		Debit	Credit			Debit	Credit
J	INDIAN NATIONAL ACADEMY OF ENGINEERING (INAE)	₹	₹	₹	₹	₹	₹
1	INAE Young Engineer Awardee - Dr.V.V. Srinivas	-	34,261	-	-	-	34,261
2	INAE Distinguished Technologist - Prof. K.T. Jacob	83,923	-	-	-	83,923	-
3	INAE Distinguished Professor - Dr.Chattopadhyaya	-	41,075	5,91,075	6,00,000	-	50,000
4	INAE Distinguished Professor - Dr.Mahapatra, AE	-	32,000	-	-	-	32,000
5	INAE Distinguished Professor - Prof. Vijay Chandru	-	-	4,50,000	4,50,000	-	-
	Total J	83,923	1,07,336	10,41,075	10,50,000	83,923	1,16,261
K	NATIONAL ACADEMY OF SCIENCES, INDIA (NASI)						
1	NASI Platinum Jubilee Chair - Prof. G. Padmanabhan	-	16,93,047	3,82,970	-	-	13,10,077
2	NASI Platinum Jubilee Chair - Prof. Alokannath Chakraborti	-	35,343	78,355	86,341	-	43,329
3	NASI Platinum Jubilee Chair - Prof. Natarajan K.A	-	37,000	50,531	97,988	-	84,457
4	NASI Sr.Scientist, Platinum Jubilee FShip - Prof. Anil Kumar	-	77,654	98,538	81,173	-	60,289
5	NASI Sr.Scientist, Platinum Jubilee FShip - Prof. Phoolan Prasad	-	22,300	-	-	-	22,300
6	NASI Sr.Scientist, Platinum Jubilee FShip - Prof. J. Gopalakrishna	-	5,62,795	4,99,455	2,96,660	-	3,60,000
7	NASI Sr.Scientist, Platinum Jubilee FShip - Prof.S.Ranganathan	-	10,000	2,70,000	-	2,60,000	-
8	NASI Hon. Scientist - Prof. Alokannath Chakraborti	-	95,866	-	-	-	95,866
9	NASI Hon. Scientist - Prof. Anil Kumar	-	1,00,000	-	-	-	1,00,000
10	NASI Hon. Scientist - Prof. K.A. Natarajan	-	16	-	-	-	16
11	NASI Sr.Scientist, Platinum Jubilee FShip - Prof. Saraswathi Visveshwara	-	6,27,174	6,62,886	-	35,712	-
12	NASI Sr.Scientist, Platinum Jubilee FShip - Prof. S.V.Bhat	-	3,66,624	4,47,826	4,54,469	-	3,73,267
13	NASI Sr.Scientist, Platinum Jubilee FShip - Prof.Vijayan M	-	7,80,800	8,59,087	8,04,378	-	7,26,091
14	NASI Sr.Scientist, Platinum Jubilee Chair - Prof.Ashok Misra	-	10,70,278	15,62,882	14,11,772	-	9,19,168
15	NASI Sr.Scientist, Platinum Jubilee FShip - Prof.K.T. Jacob, Mat. Engg	-	40,000	2,40,000	3,60,000	-	1,60,000
	Total K	-	55,18,897	51,52,530	35,92,781	2,95,712	42,54,860
L	DEPARTMENT OF ATOMIC ENERGY (DAE)						
1	DAE BRNS Sr.Scientist - Prof.Anil Kumar, Physics	-	36,634	-	-	-	36,634
2	DAE:Raja Ramanna Fellowship - Dr. G.Ananthakrishna, MRC	-	37,689	-	-	-	37,689
3	DAE:Homi Bhabha Chair - Prof. M. Vijayan	-	8,16,605	-	-	-	8,16,605
	Total L	-	8,90,928	-	-	-	8,90,928
M	OTHERS						
1	Board of Management - Director's Discretion	-	3,91,87,770	64,55,686	1,04,03,860	-	4,31,35,944
2	GATE / JMET Examination	-	22,59,01,747	6,48,33,886	12,12,80,408	-	28,23,48,269
3	IISc Admissions	-	3,95,69,080	65,64,816	2,00,03,629	-	5,30,07,893
4	JEST Examination	-	75,702	-	1,55,000	-	2,30,702
	Total M	-	30,47,34,299	7,78,54,388	15,18,42,897	-	37,87,22,808
N	TATA TRUST						
1	Administrative Building	-	22,33,098	7,207	-	-	22,25,891
2	Annual Grant	-	10,00,000	-	-	-	10,00,000
	Total N	-	32,33,098	7,207	-	-	32,25,891



ABSTRACT STATEMENT OF OPERATIONS UNDER NON-RECURRING AND OTHER GRANTS

Sl. No	Particulars	Opening Balance 01.04.2018		Debits during the year	Credits during the year	Closing Balance 31.3.2019	
		Debit	Credit			Debit	Credit
		₹	₹	₹	₹	₹	₹
0	MICROSOFT RESEARCH INDIA (MSR)						
1	Special MNS Team Unrestricted Grant (ECE)	-	5,35,802	1,17,493	-	-	4,18,309
2	Outstanding Faculty / Engineering Award	-	18,56,627	-	-	-	18,56,627
3	Unrestricted Fund - Shivani Agarwal, CSA	83,114	-	-	-	83,114	-
4	Unrestricted Travel Grant to Faculty of CSA - Prof.Y.Narahari	-	7,64,759	-	-	-	7,64,759
5	Visiting Travel Support & Internship	-	1,10,593	-	-	-	1,10,593
6	Unrestricted Grant - Udaya Kumar Reddy, CSA	-	3,86,758	-	-	-	3,86,758
7	Unrestricted Research Grant - Prof. Vijay Natarajan, CSA	-	86,395	1,96,201	2,00,000	-	90,194
8	Unrestricted Research Grant - Prof. Bhavana Kanukurthi, CSA	-	7,16,743	1,01,160	1,16,598	-	7,32,181
9	Unrestricted Grant - Prof. K.V.S.Hari, ECE	-	7,77,306	3,77,229	-	-	4,00,077
10	Unrestricted Grant - Dr.Chiranjib Bhattacharyya	-	9,82,787	-	-	-	9,82,787
11	Unrestricted Grant - Dr.Chandan Saha	-	10,00,000	6,81,941	-	-	3,18,059
12	Unrestricted Research Grant - Prof. Bhavana Kanukurthi, CSA	-	9,65,787	-	-	-	9,65,787
13	Unrestricted Research Grant - Dr. Anand Louis	-	10,00,000	2,72,087	1,25,000	-	8,52,913
14	Unrestricted Research Grant - Dr. Yogesh Simhan	-	8,11,624	3,15,256	-	-	4,96,368
15	Unrestricted Research Grant - Dr. Pradeepta Biswas	-	-	9,11,582	10,00,000	-	88,418
16	Electrical Initiatives	-	43,52,682	10,00,000	-	-	33,52,682
17	Support Student : Siddarth Asokan, RBC	-	-	1,25,001	5,00,000	-	3,74,999
18	Arkaprav Basu-PI Unrestr Research Grant	-	-	1,23,198	1,25,000	-	1,802
19	C. Bhattacharya & Shivani Agarwal Grant, CSA	-	12,03,421	2,947	-	-	12,00,474
	Total 0	83,114	1,55,51,284	42,24,095	20,66,598	83,114	1,33,93,787
P	MISCELLANEOUS						
1	INSA Scientists						
a)	Honorary Scientists	-	1,18,494	1,02,293	-	-	16,201
b)	Prof.S.S. Krishnamurthy	48,710	-	-	-	48,710	-
c)	Prof. J.Gopalakrishnan	-	6,031	-	-	-	6,031
d)	Prof. G.Ananthakrishna, MRC	-	1,16,667	-	-	-	1,16,667
e)	Albert Einstein Cent.Res - Prof. Vijayan, MBU	-	1,08,231	-	-	-	1,08,231
f)	Prof. S.P. Satyabala, CAOS	2,01,205	-	-	-	2,01,205	-
g)	Young Scientist - Dr.Partha Pratim Mondal, IAS	-	1,33,955	3,579	-	-	1,30,376
h)	Young Scientist - Dr. Abha Misra	2,903	-	-	-	2,903	-
i)	Prof. A. Jagannadha Rao, Biochemistry	-	781	4,59,825	4,59,740	-	696
j)	Prof. N. Vishwanadham, CSA	-	1,12,352	4,95,983	3,45,000	38,631	-
k)	Prof. M.L. Munjal, ME	-	87,019	4,21,744	4,51,803	-	1,17,078
l)	Prof. S.V. Bhat, Physics	18,238	-	-	-	18,238	-
m)	Prof. S. Ramasesha, SSCU	57,389	-	3,99,902	4,27,389	29,902	-
n)	Young Scientist - Dr. Hari Sridhar, CES	-	12,500	7,34,709	7,40,959	-	18,750
o)	Sr.Scientist - Prof. Durga Rao, MCB	-	1,94,871	4,71,376	3,06,667	-	30,162
p)	Sr.Scientist - Prof. M.R.N. Murthy, MBU	3,19,110	-	4,09,045	7,07,286	20,869	-
q)	Sr.Scientist - Prof. Manju Bansal, MBU	1,44,996	-	4,03,448	6,00,000	-	51,556



ABSTRACT STATEMENT OF OPERATIONS UNDER NON-RECURRING AND OTHER GRANTS

Sl. No	Particulars	Opening Balance 01.04.2018		Debits during the year	Credits during the year	Closing Balance 31.3.2019	
		Debit	Credit			Debit	Credit
		₹	₹	₹	₹	₹	₹
	r) Young Scientist - Dr. Anshu Panndey	-	5,00,000	5,09,453	-	9,453	-
	s) Sr.Scientist - Prof.H.S.Savithri, Biochemistry	82,395	-	4,63,242	4,51,159	94,478	-
	t) Young Scientist - Dr. Praveen Kumar	-	2,41,352	2,32,896	-	-	8,456
	u) NAST Bilateral Exchange Programme	1,38,000	-	-	-	1,38,000	-
	v) Sr.Scientist - Prof. S.Chandrashekar	-	-	3,45,000	3,45,000	-	-
	w) Distingwished Professor - Prof. S. Chandrashekar, OC	-	-	4,80,646	7,00,000	-	2,19,354
	x) Dr.Ramalingaswamy Chair	-	-	2,71,450	2,71,450	-	-
2	NBHM Library Books	66,282	-	2,09,151	31,87,528	-	29,12,095
3	CSIR Emeritus Scientists	-	-	-	-	-	-
	a) Prof. S.K. Biswas, ME	-	1,25,833	-	-	-	1,25,833
	b) Prof. Saraswathi Visweswara	4,98,451	-	-	-	4,98,451	-
	c) Prof. S.P. Satyabala, CAOS	-	2,01,205	-	-	-	2,01,205
	d) Prof. K.V. Ramanathan	-	4,49,498	5,99,782	5,20,000	-	3,69,716
4	Project Assessment & Review Committee (DRDL)	-	57,771	-	-	-	57,771
5	Maintenance of National Science Seminar Complex	-	1,08,82,338	1,13,48,924	95,46,248	-	90,79,662
6	Jt.Res.Prog.btm.IISc & TU/e on Polymer Sci & Tech.	-	10,20,608	-	-	-	10,20,608
7	YT Thathachari Prestigious Res.Award for Science - Prof.S.V.Bhat	-	16,308	-	-	-	16,308
8	HPC Conference on Leadership Computing	-	5,522	-	-	-	5,522
9	Investigation of New Routes towards Tunable Particle	-	10,62,619	-	-	-	10,62,619
10	Yahoo Research, USA	-	7,37,710	-	-	-	7,37,710
11	JNCASR Fellowships	-	78,600	-	-	-	78,600
12	YT Thathachari Prestigious Res.Award - Prof. D.N. Rao	-	31,122	-	-	-	31,122
13	ABETS	-	2,87,068	2,87,068	-	-	-
14	ABETS - Royalty & Technology Transfer Fee	-	46,23,765	13,41,568	41,30,000	-	74,12,197
15	ABETS - Royalty & Technology Transfer Fee - NKS Rajan	-	-	64,29,194	2,87,068	61,42,126	-
16	Maintenance of Centenary Visitors House	-	2,34,06,503	2,80,84,796	3,44,63,920	-	2,97,85,627
17	High School Science Teachers Training Programme - III	-	95,64,586	1,15,67,942	44,95,833	-	24,92,477
18	NKN Virtual Class room	-	6,92,318	-	-	-	6,92,318
19	Broadcom Foundation - Neelesh B.Mehta	-	4,41,181	-	-	-	4,41,181
20	IBM Unrestricted Grant - Dr.Aditya, CSA	-	14,13,698	-	-	-	14,13,698
21	Machine Learning Method - Shivani Aggarwal, CSA	-	44,918	-	-	-	44,918
22	IBM Faculty Award - Prof. D. Nagesh Kumar, CIE	-	1,35,956	-	-	-	1,35,956
23	Prof. K.P. Abraham Memorial Fund	-	27,44,933	-	-	-	27,44,933
24	FEI Pvt Ltd	-	4,18,289	1,49,00,000	1,40,14,717	4,66,994	-
25	Brain Research Centre - Prathiksha Trust - 56500	-	6,49,337	3,43,623	-	-	3,05,714
26	Intel Research - Unrestricted Grant - Dr.Chiranjib Bhattacharyya, CSA	-	3,50,000	3,00,464	-	-	49,536
27	Enhancing Infrastructure & Broading (Infosys Foundation)	-	1,93,83,226	1,98,26,111	79,25,000	-	74,82,115
28	K. Vaidyanathan Chair - Infosys	31,31,507	-	38,47,174	60,71,121	9,07,560	-
29	Devlop.of Adsorption Based Cooling Systems - Ingersoll Rand	-	13,833	-	-	-	13,833
30	Division of Electrical Sciences Initiative	-	7,22,688	13,47,102	11,79,895	-	5,55,481



ABSTRACT STATEMENT OF OPERATIONS UNDER NON-RECURRING AND OTHER GRANTS

Sl. No	Particulars	Opening Balance 01.04.2018		Debits during the year	Credits during the year	Closing Balance 31.3.2019	
		Debit	Credit			Debit	Credit
		₹	₹	₹	₹	₹	₹
31	Gymkhana Activities	-	17,79,215	69,78,351	70,53,096	-	18,53,960
32	Spectrum - Students Council	-	73,200	69,909	-	-	3,291
33	Dev. Of Transgenic Silkworm - SERI Biotech Research Lab	-	1,70,746	1,45,061	-	-	25,685
34	Dr.Muralikrishna Ramanathan - Google Research	-	12,23,179	-	-	-	12,23,179
35	Dr.Chiranjib Bhattacharyya, Xerox Research	-	34,72,710	99,991	-	-	33,72,719
36	Dr.Chiranjib Bhattacharyya, Flipkart	-	9,82,396	-	-	-	9,82,396
37	Dr.Chiranjib Bhattacharyya, Amazon India	-	10,05,893	-	-	-	10,05,893
38	Dr.Chiranjib Bhattacharyya, CICS	-	82	-	-	-	82
39	IMPRINT - Imprint Research Innovation	-	3,62,625	41,746	-	-	3,20,879
40	Fuel Efficient Wood Burning Devices - Earth Watch Institute	-	10,805	-	-	-	10,805
41	Ensure Promoting Energy - Earth Watch Institute	-	4,31,633	-	-	-	4,31,633
42	Dam Rehabilitation & Improvement project (CWC)	-	6,21,82,000	95,95,591	-	-	5,25,86,409
43	Qualcom Unrestricted Grant - Prof. K.V.S.Hari	-	5,05,182	4,87,045	-	-	18,137
44	IISc Young Scientist Fellow _ Amazon Technology	-	15,03,548	12,62,249	-	-	2,41,299
45	Prof. Ambedkar Dukkippatti - Pathpartner Technologies	-	7,00,000	-	-	-	7,00,000
46	Prof. Ambedkar Dukkippatti - Accenture	-	5,28,835	5,37,143	-	8,308	-
47	Maintenance of Hoysala House - CCE	-	21,93,664	17,26,877	43,50,019	-	48,16,806
48	OCCaP	-	6,68,391	79,725	1,00,760	-	6,89,426
49	Renovation of Kendriya Vidyalaya - KV	-	3,827	-	-	-	3,827
50	Laboratory Experiments for Mini Science - KSCST	-	1,07,291	1,07,291	-	-	-
51	Texas Instruments - Mtech.Sship - Vishal S / Chethan Singh Thakur, DESE	-	2,00,000	-	2,00,000	-	4,00,000
52	Texas Instruments - Award of Scholarship	-	18,97,995	12,39,140	4,33,200	-	10,92,055
53	Texas Instruments - Gaurav Banerjee	-	-	-	4,00,000	-	4,00,000
54	Visvesvaraya PhD Scheme for Electronics	-	-	20,29,147	12,50,000	7,79,147	-
55	Diety - Faculty Contingency - Gourav Banerjee	-	-	1,47,180	1,26,480	20,700	-
56	Diety - Faculty Contingency - Shankar K.Selvarajan	-	-	1,98,885	1,98,885	-	-
57	Alphaics India - Dr. Ambedkar Dukkippatti	-	6,00,000	87,320	4,30,000	-	9,42,680
58	IP Licensing	-	27,82,029	44,23,400	44,82,877	-	28,41,506
59	Dr.D S Kothari PDF-Dr. K Sekar	-	46,947	-	-	-	46,947
60	Intel India Faculty Excellence Programme - ECE	-	-	4,18,793	9,00,000	-	4,81,207
61	Unrestricted Grant Go Vivace Inc - Elec. Engg	-	-	-	2,78,469	-	2,78,469
62	ISRF Dr.Ahilan	-	-	1,59,361	1,60,161	-	800
63	Construction of ECE PLAZA	-	-	-	3,00,001	-	3,00,001
	Total P	47,09,186	16,46,25,879	13,64,71,695	11,22,91,731	94,25,675	14,51,62,404
	Total A to P	1,54,87,960	91,50,47,773	47,39,02,319	73,13,25,870	5,46,24,965	1,21,16,08,329

Net Credit Balance: Rs. 89,95,59,813
(2017-18)

Net Credit Balance Rs. 1,15,69,83,364
(2018-19)



PRIZES MEDALS & ENDOWMENTS FUND

As on 31-03-2018	Particulars		As on 31-03-2019
₹			₹
		a) PRIZES, MEDALS, AWARDS ETC.	
		(i) STUDENTS	
5,900	1	Dr. K.V. Giri Medals Fund	5,900
88,000	2	Sir V.N. Chandavarkar Memorial Fund	88,000
3,500	3	Dr. C.V. Hanumantha Rao Prize	3,500
2,150	4	Dr. Hay Medal Fund	2,150
3,500	5	Dr. M. Srinivasaya Prize Fund	3,500
3,500	6	Sir. J.C. Ghosh Memorial Fund	3,500
72,000	7	Prof. N.S. Govinda Rao Medal Fund	72,000
6,500	8	Prof. N.R. Kambatti Memorial Fund	6,500
47,000	9	Mrs. Sabita Choudhury Memorial Fund	47,000
10,000	10	Dr. Srinivasa Rao Krishnamurthy Award	10,000
10,000	11	Prof. S.V.C. Iya Medal Fund	10,000
10,000	12	H.R. Bapu Seetharam Medal	10,000
10,000	13	Computer Society of India	10,000
2,00,000	14	Seshagiri & Shyam Rao Kaikini Medal	2,00,000
5,38,000	15	Nuggehalli Narayana Memorial Award	10,38,000
14,000	16	CEDT Design Award	14,000
50,000	17	Motorola Student Award	50,000
20,000	18	Prof. F.N. Moudawalla Medals	20,000
45,000	19	Prof. C.V. Joga Rao Memorial Fund	45,000
20,000	20	MAA Communications Medal	20,000
25,000	21	Toulousi Award	25,000
93,000	22	Prof. K.P. Abraham Award	93,000
50,000	23	Prof. D.J. Badkas Medal	50,000
1,00,000	24	IBM Scholarship	1,00,000
1,56,000	25	Prof. V. Rajaraman Scholarship	1,56,000
1,20,000	26	Silicon Graphics Scholarships	1,20,000
50,000	27	S.V. Sastry Memorial Fund	50,000
70,000	28	Mr. Perumal Award	70,000
50,000	29	Dr.B.G. Raghavendra Gold Medal	50,000
50,000	30	Dr. K.N. Krishnaswamy Gold Medal	50,000
73,000	31	Prof. ISN Murthy Medal	73,000
50,000	32	Prof. Soundarajan Medal-IPC	50,000
1,00,000	33	Kum. L.A. Meera Memorial Fund	1,00,000
23,89,143	34	Manish Narayan/Prof.R.R.Tummala Memorial Award	32,00,086
5,11,104	35	Prof. Kausal Kishore Memorial Fund	5,11,104
2,50,000	36	Swayambu Memorial Award	2,50,000
1,00,000	37	Dr. B K Maller Memorial Award	1,00,000
1,10,000	38	Dr. A.Nagaraja Rao Medal	1,10,000
1,00,000	39	Dr. Karra Narasimha Murthy Medal	1,00,000
1,00,000	40	NASAS Medal	1,00,000
1,34,000	41	Prof. A.K. Rao Medal	1,34,000
1,00,000	42	Dr. Narayana Murthy Medal	1,00,000
4,00,000	43	Prof. Anil Kumar Memorial Award	4,00,000
50,000	44	Prof. Kuloor Memorial Fund	50,000
3,500	45	Prof. B.H. Iyer Memorial Award	3,500



PRIZES MEDALS & ENDOWMENTS FUND

As on 31-03-2018		Particulars	As on 31-03-2019
₹			₹
5,00,000	46	Dr. A Selvarajan, ECE Dept. Endowment Fund	5,00,000
57,000	47	Prof. B.K. Subba Rao Scholarship	57,000
1,23,000	48	Prof.P.L.Bhatnagar/Hewlett Packard Award	1,23,000
1,10,000	49	Roddam Family Medal	1,10,000
2,00,000	50	Subramanyam Rajalakshmi Memorial Award	2,00,000
10,70,000	51	T J Gautam Memorial Endowment/Scholarship	10,70,000
6,09,000	52	Pfizer Inc Travel - OC	6,09,000
2,00,000	53	Dr. K R Krishnaswami Endowment	2,00,000
3,61,000	54	Dr. Amulya & Vimala Reddy Medal	3,61,000
54,000	55	Alumni Fund – Bombay Chapter	54,000
600	56	P S Narayana Medal	600
1,000	57	K K Malik Medal	1,000
600	58	Guha Research Medal	600
10,265	59	The Indian Economic Association Medal	10,265
10,000	60	Tag Corporation Medal	10,000
50,000	61	ME Department Alumni Medal	50,000
36,000	62	Dr M N S Swamy Medal	36,000
500	63	The Martin Forster Medal	500
400	64	The Sudborough Medal	400
5,00,000	65	Vasanth Jagadisan Memorial Endowment	5,00,000
10,00,000	66	Prof. Jagannath Ganguly Scholarship	10,00,000
4,00,000	67	Dr. D S Sastry Endowment	4,00,000
3,00,000	68	Royal Society Chemistry-Fellowship/Symposia	3,00,000
2,00,000	69	G B Meemamsi Award	2,00,000
5,00,000	70	Sarukkai Jagannathan Award	5,00,000
3,10,000	71	Prof.M.A.Viswamitra Memorial award	3,10,000
11,00,000	72	Prof.K.Venkatachala Iyengar Scholarships	11,00,000
15,00,000	73	Sukrutha Selvarajan Memorial Award	15,00,000
2,00,000	74	Prof. N.S. Lakshmana Rao Medal	2,00,000
3,00,000	75	Dharmambal & B.Venkataraman Awarded	3,00,000
2,21,000	76	Nikhil Memorial Award	2,21,000
6,00,000	77	M.N. Doeswamy Award	6,00,000
2,25,000	78	C.V. Serma, Mithreyamma Fellowship	2,25,000
5,00,000	79	Prof. K.T.S. Iyengar Medal	5,00,000
1,00,00,000	80	Fali & Vapsi - S. Nariman Scholarship	1,00,00,000
7,62,000	81	Dr. E.R.C. Shekar Scholarship	7,62,000
4,83,075	82	Chemical Engg. Summer internship programme	11,84,475
-	83	Prof. Joseph Vithathil Travel Award	5,00,000
-	84	Lakshmi Aravind Student Award	34,32,736
-	85	Sitaram Jindal Foundation Medal	5,05,000
2,88,88,237		TOTAL (i)	3,53,38,316
		(ii) LECTURES	
20,000	1	Sir C.V. Raman Lecture Fund	20,000
4,19,000	2	Prof. C.N.R. Rao Lecture	4,19,000
1,00,000	3	Potonics Lecture – ECE	1,00,000
75,000	4	Prof. D K Banerjee Memorial Lecture Award	75,000
9,05,000	5	Prof. R S Krishnan Memorial Lecture Fund	9,05,000



PRIZES MEDALS & ENDOWMENTS FUND

As on 31-03-2018	Particulars		As on 31-03-2019
₹			₹
33,000	6	KCT Chidambaram Chettiyar Mem. Fund	33,000
56,000	7	Golden Jubilee Memorial Lecture- BC	56,000
1,00,000	8	Dr. Rajagopal Rao Endowment Lecture	1,00,000
5,00,000	9	Prof.R.Srinivasan Endowment Lecture	5,00,000
10,05,000	10	Swati Maiti Memorial Lecture	10,05,000
13,58,000	11	Annual C.N.R.Rao Lecture Series	13,58,000
5,00,000	12	Prof. A. Srikrishna Memorial Lecture	5,00,000
5,00,000	13	Prof. S.K. Rangarajan Memorial Lecture	5,00,000
25,00,000	14	Dr. P.S. Narayanan Memorial Lecture	25,00,000
1,00,00,000	15	SID Lecture Series	1,00,00,000
-	16	Prof. VVS Sharma Memorial Lecture	8,77,477
-	17	Prof. Roddam Narasimha Lecture	5,43,231
1,80,71,000		TOTAL (ii)	1,94,91,708
		(iii) FACULTY AWARD	
65,000	1	Jaya Jayanth Award	65,000
6,00,000	2	Prof. Sisir Kumar Chatterjee Award	6,00,000
32,99,500	3	Prof. Hubert Aaronson Research Award	32,99,500
5,00,000	4	Prof. Preeti Shankar Teaching Award for Asst.Professors	5,00,000
44,64,500		TOTAL (iii)	44,64,500
		b) CHAIRS	
6,83,000	1	HAL Professorship Fund	6,83,000
10,00,000	2	ASTRA IDL Ltd.	10,00,000
38,84,000	3	Brahm Prakash Chair	38,84,000
10,00,000	4	Tatachem Professorship Fund	10,00,000
10,00,000	5	K.S.S.I.D.C. Ltd.	10,00,000
10,00,000	6	MSIL Ltd.	10,00,000
15,00,000	7	Unichem Professorship	15,00,000
30,00,000	8	Prof. S. Dhawan Chair	30,00,000
20,00,000	9	A.B.B. Chair	20,00,000
25,00,000	10	Prof. G.N. Ramachandran Chair	25,00,000
30,00,000	11	Adithya Birla Chair	30,00,000
47,30,000	12	DuPont Chair	47,30,000
10,16,000	13	Alumni Chair	10,16,000
8,00,000	14	ICOS 10 - Endowment/Lectureship/Fellowship	8,00,000
23,29,000	15	Pfizer & Dr. Bananra Mylari Seminar/ Symposia-Org.Chem.	23,29,000
1,00,00,000	16	Rukmini Gopalakrishnachar Chair	1,00,00,000
1,00,00,000	17	Dr. M Jeerasannidhi Thirumalachar/Narasimhan Jr Chair	1,00,00,000
42,32,000	18	Shri Sundararajan Chair Arts & Culture	42,32,000
2,68,77,911	19	L Pratt & Whitney Chair - AE	2,68,77,911
1,00,00,000	20	BEL-IISc Radar Studies	1,00,00,000
1,50,00,000	21	CPRI Professorship	1,50,00,000
25,00,000	22	Sir. C.V. Raman Professorship	25,00,000
1,00,00,000	23	Prof. Ramakrishna Rao Chair	1,00,00,000
21,20,00,000	24	Infosys Chair - Dept. of Physics & Mathematics	21,20,00,000
10,00,00,000	25	K.Vaidyanathan Chair (Sudha Gopalakrishnan)	10,00,00,000
10,00,00,000	26	Mrs. Sudha Murthy Chair	10,00,00,000
1,50,00,000	27	HAL Chair	1,50,00,000



PRIZES MEDALS & ENDOWMENTS FUND

As on 31-03-2018	Particulars		As on 31-03-2019
₹			₹
50,55,975	28	K.P.Abraham Chair	53,16,314
10,00,00,000	29	Pratiksha Trust Chair	10,00,00,000
-	30	Infosys - CIDR Chair	1,00,00,000
-	31	Revathi & Sathyanandan Atluri Chair	2,01,34,232
-	32	Mindtree Chair	2,00,00,000
65,01,07,886		TOTAL - CHAIRS	70,05,02,457
		ENDOWMENTS	
2,24,600	1	J.C. Mahindra Fellowships	2,24,600
3,31,000	2	Tata Hydro Jubilee Post Graduate S'ships	3,31,000
5,000	3	Dr. M.R.A. Rao Lecture Medal Fund	5,000
51,11,150	4	K.R.S.Sastry Memorial Award, Mathematics	51,11,150
1,00,00,000	5	Adventz Saroj Poddar	1,00,00,000
45,000	6	Donation from Sanat P.Mehta Advocate Mumbhi	45,000
20,000	7	Dr. S.B. Patrappa Award	20,000
25,000	8	C Krishnamurthy Memorial Award	25,000
40,000	9	Kamal N. Rao & Padmavathi Rama Rao	40,000
30,000	10	Sanjeev Maheshwari Scholarship	30,000
40,000	11	S.K. Ranganathan Award	40,000
28,25,000	12	Prof. K. Srinivasan & Choksi Award	28,25,000
2,50,000	13	A. Srinivasan Memorial Fellowship	2,50,000
1,00,000	14	Summer Fellowship-IPC Department	1,00,000
27,64,536	15	Dr. Brij Seth UG Scholarship	58,95,971
21,000	16	Golden Jubilee TMSC	21,000
1,70,000	17	Sohrab & Coomi Misty Foundation Mumbhi	1,70,000
12,03,001	18	Golden Jubilee Fund - Materials Engineering	12,03,001
3,54,000	19	Davare Library Fund	3,54,000
30,05,621	20	CSA Research Endowment	30,81,621
10,00,000	21	Photonics Technology (Selvarajan)	10,00,000
3,00,000	22	General	3,00,000
1,00,00,000	23	R.I. Mazumdar Young Investigator	1,00,00,000
1,00,00,000	24	Vijaya & Rajagopala Rao Bio Research	1,00,00,000
1,12,50,000	25	Shama Rao & Krishna Kaikini	1,30,87,500
1,12,50,000	26	Seshagiri & Krishna Kaikini	1,30,87,500
10,00,000	27	Gajanana Hegde Endowment	10,00,000
-	28	Durgam Chakrapani Trust Medal	4,99,674
-	29	Lakshminaryan Young Investigator Award	1,00,00,000
-	30	Arcot Ramachandran Young Investigator Award	1,00,00,000
-	31	C.S. Sreenivasan Endowment	25,00,000
-	32	Interdisciplinary Research Division	35,00,000
7,13,64,908		TOTAL - ENDOWMENTS	10,47,47,017
32,29,05,619		Interest Accumulations -	40,72,31,787
1,09,58,02,150		GRAND TOTAL	1,27,17,75,784

FIXED DEPOSITS

Sl. No.	Particulars	As on 31-03-2018	Investments during the year	Withdrawals during the year	As on 31-03-2019
		₹	₹	₹	₹
	FIXED DEPOSITS WITH SCHEDULED BANKS				
1	State Bank of India IISc. Bangalore	2,30,00,00,000	5,00,00,000	-	2,35,00,00,000
2	State Bank of Mysore	12,00,00,000	-	12,00,00,000	-
3	Canara Bank IISc. Bangalore	1,15,00,00,000	39,50,00,000	-	1,54,50,00,000
4	Axis Bank	-	75,00,00,000	-	75,00,00,000
5	HDFC Bank	-	75,00,00,000	-	75,00,00,000
6	Central Bank of India	1,50,00,00,000	-	1,14,50,00,000	35,50,00,000
7	Oriental Bank of Commerce	1,09,50,00,000	-	21,50,00,000	88,00,00,000
8	Corporation Bank	22,72,51,677	-	22,72,51,677	-
	Total	6,39,22,51,677	1,94,50,00,000	1,70,72,51,677	6,63,00,00,000

INTEREST RECEIVABLE

Sl. No.	Particulars	As on 31-03-2019	As on 31-03-2018
		₹	₹
1	Fund for Applied Research	1,15,03,679	24,94,491
2	a) Prizes, Medals & Endowments Fund	1,94,18,522	1,86,34,007
	b) Tata Chairs	15,88,301	15,88,301
3	CISTUP	-	2,602
4	Tata Welfare Trust - Centre for Counselling Support	3,79,219	6,80,931
5	Students Aid Fund	37,085	37,085
6	Tata Trust Fund for Housing	3,20,455	3,20,455
7	Research & Innovation Fund	4,27,33,015	5,53,35,899
8	Corpus Fund	12,94,16,654	10,80,18,191
9	Interest on Short Term Deposits (Interest Earnings)	14,87,67,789	11,75,79,856
10	Amenities Fund	43,72,690	18,12,962
11	IISc Centenary Fund	5,25,905	5,34,584
12	SID Research Support Fund	24,811	8,628
	Total	35,90,88,125	30,70,47,992

ANNEXURE - F



Statement Showing the Value of Buildings as on 31.3.2019

Sl. No.	Name of the Building	As on 31-03-2018	Expenditure during the year	Depreciation for 2018-19	As on 31-03-2019
		₹	₹	₹	₹
1	Admn. Block (Main Building)	71,26,958	-	1,42,539	69,84,419
2	Admn. Block (Fin. & Accounts)	14,56,253	-	29,125	14,27,128
3	Inorganic & Phy. Chemistry	71,18,237	-	1,42,365	69,75,872
4	Organic Chemistry	54,17,251	-	1,08,345	53,08,905
5	Chemical Stores	3,63,701	-	7,274	3,56,427
6	Chemical Engineering	85,26,227	-	1,70,525	83,55,703
7	Carpentry Shed	13,213	-	264	12,948
8	Biochemistry	60,18,092	-	1,20,362	58,97,730
9	Centre for Energy Research (Old MCB)	91,18,489	-	1,82,370	89,36,120
10	Mechanical Engineering/CPDM	2,54,48,490	-	5,08,970	2,49,39,520
11	Coffee Board/Tata Book House	7,27,538	-	14,551	7,12,988
12	Materials Engg. (Metallurgy)	5,75,58,547	1,39,947	11,53,970	5,65,44,524
13	Power Engineering	18,93,044	-	37,861	18,55,184
14	Thermal Power Station	7,30,305	-	14,606	7,15,699
15	High Voltage Engineering	18,05,037	-	36,101	17,68,936
16	a) Civil Engineering	1,06,90,065	-	2,13,801	1,04,76,264
	b) New Hydraulics Building	-	-	-	-
17	Innovation Centre	24,58,954	-	49,179	24,09,775
18	Instrumentation & Applied Physics	68,24,679	53,43,095	2,43,355	1,19,24,418
19	Soil Mechanics Building	1,09,328	-	2,187	1,07,142
20	Administration Block (Old AE Bldg)	3,68,06,198	-	7,36,124	3,60,70,074
21	a) Physics (including SAIF)	3,46,87,923	-	6,93,758	3,39,94,165
	b) Physics (Plt.Jub)/CCT/BTIS	26,72,652	-	53,453	26,19,199
22	Library	20,51,917	-	41,038	20,10,879
23	a) Electrical Commn. Engineering	1,19,71,599	-	2,39,432	1,17,32,167
	b) New Block for Electrical Commn. Engineering	6,18,18,329	35,25,252	13,06,872	6,40,36,709
24	Electrical Engineering	83,93,545	-	1,67,871	82,25,674
25	Management Studies	77,52,952	-	1,55,059	75,97,893
26	Rockets & Missiles Lab.	14,88,546	-	29,771	14,58,775
27	Computer Science & Automation	3,98,52,349	1,38,515	7,99,817	3,91,91,047
28	Centre for Info. Processing	6,70,587	-	13,412	6,57,175
29	CSIC Auditorium	34,73,616	-	69,472	34,04,144
30	Molecular Biophysics Unit	42,84,098	-	85,682	41,98,416
31	Material Research Centre	84,06,926	-	1,68,139	82,38,787
32	Solid State & Str. Chem. Unit	52,77,714	-	1,05,554	51,72,159
33	ISRO-IISC. Space Tech. Cell	35,73,426	-	71,469	35,01,957
34	Centre for Ecological Sciences	64,23,270	-	1,28,465	62,94,804
35	ISRO-DRDL Cell including Rocket Test House (JATP)	15,97,314	-	31,946	15,65,367
36	Dept. of Electronic Systems Engg. (CEDT)	4,30,39,610	7,49,257	8,75,777	4,29,13,090
37	Lec. Room Block & Admn. Bldg.	10,97,867	-	21,957	10,75,909
38	Students Hostel -ABCD (NESARA)	2,75,22,974	3,68,964	5,57,839	2,73,34,099
39	-do- - E	4,07,492	-	8,150	3,99,342
	Total C/o	46,66,75,312	1,02,65,030	95,38,807	46,74,01,533



Statement Showing the Value of Buildings as on 31.3.2019

Sl. No.	Name of the Building	As on 31-03-2018	Expenditure during the year	Depreciation for 2018-19	As on 31-03-2019
		₹	₹	₹	₹
	Total B/f	46,66,75,312	1,02,65,030	95,38,807	46,74,01,533
40	-do- - F & G	3,74,085	-	7,482	3,66,603
41	-do- - H	3,75,154	-	7,503	3,67,651
42	-do- - J	66,641	-	1,333	65,309
43	-do- M&N Block	1,51,59,006	-	3,03,180	1,48,55,826
44	Men Stud. Hostel (R Block)	14,23,987	-	28,480	13,95,508
45	Married Students Hostel	15,01,107	-	30,022	14,71,084
46	Men Stud. Hostel - K&P Block	38,62,914	-	77,258	37,85,656
47	Lady Stud. Hostel (Ashwini)	6,44,917	-	12,898	6,32,019
48	-do- (Bharani)	8,30,196	-	16,604	8,13,592
49	Department of Mathematics	1,84,80,969	99,31,576	5,68,251	2,78,44,294
50	CTS Building (JNC Admn Block)	24,24,909	-	48,498	23,76,410
51	Married Students Block	27,30,185	-	54,604	26,75,581
52	Lady Stud. Hostel (Kruthika)	40,39,259	-	80,785	39,58,474
53	Hoysala House	53,67,803	-	1,07,356	52,60,447
54	Married Teachers & RF Apart.	5,67,152	-	11,343	5,55,808
55	Studio Apartments	10,83,444	-	21,669	10,61,775
56	Bungalow No.1 with OH Tank	6,22,533	-	12,451	6,10,083
57	2 (Nano Science)	28,18,486	-	56,370	27,62,117
58	3 (AFMM)	53,03,827	-	1,06,077	51,97,751
59	5	3,42,500	-	6,850	3,35,650
60	7	5,31,554	-	10,631	5,20,923
61	8	11,58,575	-	23,171	11,35,403
62	9	2,37,013	-	4,740	2,32,273
63	10	1,61,189	-	3,224	1,57,965
64	11 - Faculty Club	12,03,455	-	24,069	11,79,386
65	12	1,05,148	-	2,103	1,03,045
66	13	50,586	-	1,012	49,574
67	14	40,463	-	809	39,654
68	15	0	-	0	0
69	Kitchen & Dining Rooms	20,69,902	-	41,398	20,28,504
70	Married Sci.Apart.(CSIC Hostel)	5,89,028	-	11,781	5,77,247
71	Staff Quarters	-	-	-	-
72	New Guest House	1,00,85,918	-	2,01,718	98,84,200
73	Servants Quarters	14,16,313	-	28,326	13,87,987
74	New Housing Colony	2,07,23,868	-	4,14,477	2,03,09,390
75	Health Centre	36,66,923	-	73,338	35,93,584
76	Infectious Disease Ward	3,507	-	70	3,437
77	Infectious Animal Building	1,52,120	-	3,042	1,49,078
78	Stores for Inflammable Article	28,354	-	567	27,787
79	Gas House	21,747	-	435	21,312
	Total C/o	57,69,40,049	2,01,96,606	1,19,42,732	58,51,93,920

ANNEXURE - F



Statement Showing the Value of Buildings as on 31.3.2019

Sl. No.	Name of the Building	As on 31-03-2018	Expenditure during the year	Depreciation for 2018-19	As on 31-03-2019
		₹	₹	₹	₹
	Total B/f	57,69,40,049	2,01,96,606	1,19,42,732	58,51,93,920
80	Gymkhana Building	93,96,350	-	1,87,927	92,08,423
81	Amenities Hall	5,57,843	-	11,157	5,46,686
82	Peripheral Fencing Comp. Wall	31,55,137	-	63,103	30,92,034
83	Augmentation of Water Supply	24,81,140	-	49,623	24,31,518
84	11 KV Ring Supply Main Changeover	10,55,186	-	21,104	10,34,083
85	Kendriya Vidyalaya	3,21,10,446	-	6,42,209	3,14,68,237
86	Faculty Housing	34,48,899	-	68,978	33,79,921
87	Cement Godown	1,80,908	-	3,618	1,77,290
88	PE-cum-EO's Office	2,00,832	-	4,017	1,96,815
89	Electrical Substation	25,32,659	-	50,653	24,82,006
90	Radio Active Dump	74,318	-	1,486	72,832
91	KSCST Building	3,78,146	-	7,563	3,70,583
92	Genetic Engineering	24,33,986	-	48,680	23,85,306
93	Nursery Building	1,36,500	-	2,730	1,33,770
94	TMSC including Canteen	13,21,673	-	26,433	12,95,240
95	Diesel Generator Room Bldg.	1,34,090	-	2,682	1,31,408
96	Low Cost Houses	43,909	-	878	43,031
97	W&W Shed - Housing Colony	38,245	-	765	37,480
98	Primate Reserch Lab.	27,93,810	-	55,876	27,37,933
99	60-70 Fac. Apart.-Vijnanapura	1,19,93,156	-	2,39,863	1,17,53,293
100	Concourse Open Air Auditorium	2,38,120	-	4,762	2,33,357
101	Accommodation - Class IV Employees (Subedarpalya)	44,00,374	-	88,007	43,12,366
102	Coffee Corner	29,63,078	-	59,262	29,03,817
103	Car Garage behind CTS	1,15,846	-	2,317	1,13,529
104	Centre for Continuing Edn.Bldg.	37,45,580	-	74,912	36,70,669
105	Supercomputer Building	6,71,00,589	-	13,42,012	6,57,58,577
106	Electricity Supply	2,87,13,895	-	5,74,278	2,81,39,617
107	Security Office at Gate	5,91,142	-	11,823	5,79,319
108	200 Room Hostel for Post-Doctoral Fellows (KRVH)	1,00,21,010	-	2,00,420	98,20,590
109	Hostel Accommodation for Lady Students	1,08,37,765	-	2,16,755	1,06,21,010
110	Shopping Complex	6,52,602	-	13,052	6,39,550
111	Government School	4,71,789	-	9,436	4,62,353
112	Swimming Pool (Filter House)	5,29,424	-	10,588	5,18,836
113	National Sci. Seminar Complex	4,12,65,453	-	8,25,309	4,04,40,144
114	Footover Bridge across National Highway	12,76,608	-	25,532	12,51,076
115	Security Wall-Vijnanapura Campus	4,89,578	-	9,792	4,79,787
116	Sump and Overhead Tank - Vijnanapura	8,71,213	-	17,424	8,53,789
117	Staff Quarters - Old Lines	46,01,235	-	92,025	45,09,210
118	Molecular Reproduction Development & Genetics (Old)	1,19,36,444	-	2,38,729	1,16,97,715
	Total C/o	84,22,29,027	20,96,606	1,72,48,512	84,51,77,120

ANNEXURE - F



Statement Showing the Value of Buildings as on 31.3.2019

Sl. No.	Name of the Building	As on 31-03-2018	Expenditure during the year	Depreciation for 2018-19	As on 31-03-2019
		₹	₹	₹	₹
	Total B/f	84,22,29,027	20,96,606	1,72,48,512	84,51,77,120
119	Students Amenities Hall	41,88,839	-	83,777	41,05,062
120	Faculty Quarters - Vijnanapura (VIII Plan)	45,50,397	-	91,008	44,59,389
121	Sound Barrier Compound Wall	5,83,009	-	11,660	5,71,349
122	Men Students Hostel (VIII Plan)	57,57,881	-	1,15,158	56,42,724
123	Road from TMSC to D Gate (VIII Plan)	6,96,939	-	13,939	6,83,000
124	National Centre for Science Information	26,68,115	-	53,362	26,14,752
125	CES/CAS Building	33,48,585	-	66,972	32,81,613
126	Jaya Jayanth Library Building	2,66,649	-	5,333	2,61,316
127	Housing Colony - Vijnanapura (VIII Plan)	53,09,069	-	1,06,181	52,02,888
128	Out-Door Stadium	3,56,081	-	7,122	3,48,960
129	Developmental Biology & Genetics Laboratory	1,76,921	-	3,538	1,73,382
130	Raman Building - Physics	7,82,967	-	15,659	7,67,308
131	Tata Trust - Library Annexe	69,26,167	-	1,38,523	67,87,644
132	Engineering Stores	5,58,909	-	11,178	5,47,731
133	8th Plan RIC Trainee Hostel	14,73,997	-	29,480	14,44,517
134	Improvements to Distribution System	65,46,861	-	1,30,937	64,15,924
135	ASTRA / CST	24,30,196	-	48,604	23,81,592
136	D & E type Staff Quarters	51,86,656	-	1,03,733	50,82,923
137	Infectious Block - CAF	24,84,267	-	49,685	24,34,582
138	Disinfectant Tank	87,847	-	1,757	86,090
139	Cow & Sheep Shed - CAF	82,318	-	1,646	80,672
140	`B 'Type Quarters	80,38,029	-	1,60,761	78,77,269
141	Sub-way	4,89,973	-	9,799	4,80,174
142	Toilet Block/various Depts	36,52,677	4,46,159	81,977	40,16,859
143	1000 Rooms Hostel Block	14,77,90,361	-	29,55,807	14,48,34,554
144	MHRD Hostel Block & Studio Apartments	1,57,40,232	-	3,14,805	1,54,25,427
145	MHRD Scientists Hostel	25,86,844	-	51,737	25,35,108
146	Infectious Animal Facility Bldg	36,17,840	-	72,357	35,45,483
147	Sub-way near Central School	22,06,802	-	44,136	21,62,666
148	NMR Research Centre	4,80,960	-	9,619	4,71,341
149	Centre for Ultrafast Laser Appl.Lab	22,00,495	-	44,010	21,56,485
150	E Type Qtrs (60 No)	5,43,09,350	-	10,86,187	5,32,23,163
151	Peripheral Road inside Campus	2,34,69,897	-	4,69,398	2,30,00,499
152	UG Sump - Capacity 4.5 Lakh Ltr	10,40,668	-	20,813	10,19,855
153	LTUG Copper Cable from Substation-5 to High Voltage Engg.	16,74,166	-	33,483	16,40,682
154	Centenary Visitors House	12,23,10,756	-	24,46,215	11,98,64,540
155	Aerospace Engineering	14,16,32,490	3,46,15,891	35,24,968	17,27,23,414
156	Physical Sciences Complex	17,64,24,762	17,04,33,289	69,37,161	33,99,20,890
157	Biological Sciences Complex	51,72,73,362	-	1,03,45,467	50,69,27,895
158	Nano Science & Electronics	16,90,30,022	-	33,80,600	16,56,49,422
	Total C/o	2,29,06,61,383	22,56,91,945	5,03,27,064	2,46,60,26,264

ANNEXURE - F



Statement Showing the Value of Buildings as on 31.3.2019

Sl. No.	Name of the Building	As on 31-03-2018	Expenditure during the year	Depreciation for 2018-19	As on 31-03-2019
		₹	₹	₹	₹
	Total B/f	2,29,06,61,383	22,56,91,945	5,03,27,064	2,46,60,26,264
159	Aerodynamic Testing Facility	7,86,26,998	-	15,72,540	7,70,54,458
160	LT Panel Rooms	36,02,388	-	72,048	35,30,340
161	External Substation	2,06,40,553	-	4,12,811	2,02,27,742
162	Neuroscience Building (Old TIFR)	25,10,891	-	50,218	24,60,673
163	a) New Hostel Complex (11th Plan)	72,45,97,552	-	1,44,91,951	71,01,05,601
	b) 990KVA Electrical Sub Station	27,17,233	-	54,345	26,62,888
	c) 625 KVA 440V DG Sets - 2 Nos	84,43,850	-	1,68,877	82,74,973
164	CAOS Building / Divecha Centre (CSSP)	3,68,26,319	41,90,971	8,20,346	4,01,96,944
165	Constn. Of New Shopping Complex (Tea Kiosk)	2,86,34,623	-	5,72,692	2,80,61,930
166	LT Substation & Transformer Yards	13,20,796	-	26,416	12,94,380
167	a) Constn. Of Sewage Treatment Pant	3,94,32,003	6,68,244	8,02,005	3,92,98,242
	b) Constn. Of Sewage Treatment Pant	3,01,01,190	-	6,02,024	2,94,99,166
168	Overhead Tank (2.00 Lakh Litre Capacity)	74,32,297	-	1,48,646	72,83,651
169	E-Type Quarters - 12th Plan	23,60,22,436	70,55,482	48,61,558	23,82,16,359
170	Biosystems Science & Engineering	28,90,255	12,12,250	82,050	40,20,455
171	CIDR Building Annexe	1,46,62,087	43,04,135	3,79,324	1,85,86,897
172	12.5 MVA, 66/11 KV Electrical System	2,65,40,624	38,23,831	6,07,289	2,97,57,166
173	Security - Temporary Sheds	-	6,97,734	13,955	6,83,779
174	Erection of 11KV UG Cable with 2 Compact Substations	-	3,39,23,669	6,78,473	3,32,45,196
175	New Animal Facility Building	-	6,26,99,118	12,53,982	6,14,45,136
176	Challakere Campus				
1	Construction of Main Gate with Security Complex, Road etc	1,36,94,351	-	2,73,887	1,34,20,464
2	Compound Wall with Peripheral Road with drains	8,63,34,360	-	17,26,687	8,46,07,673
3	Check Dam - Challakere Campus	3,01,77,432	-	6,03,549	2,95,73,883
4	Construction of Guest House near Solar Power Generation & Res.Centre at Challakere	16,31,239	-	32,625	15,98,615
5	Lecture Hall & Toilet Blocks - TDC	85,68,767	-	1,71,375	83,97,392
6	UPS Room	3,17,077	-	6,342	3,10,735
7	Formation of Roads at Challakere	11,04,813	-	22,096	10,82,717
		3,69,74,91,517	34,42,67,379	8,08,35,175	3,96,09,23,719

VALUE OF CAPITAL WORKS IN PROGRESS AS ON 31.03.2019

Sl. No.	Particulars	As on 31-03-2019	As on 31-03-2018
		₹	₹
1	Construction of Chemical Sciences Building (12th Plan)	50,81,17,174	43,01,90,778
2	Extension to Physical Sciences Complex	-	15,27,20,647
3	New Animal Facilities Building	-	4,64,97,566
4	Utility Block - New Animal Facilities Building	54,06,639	-
5	a) New Hydraulics Building for Civil Engineering	8,36,94,760	7,93,07,020
	b) New Hydraulics Building for Civil Engineering - Elevator	16,77,780	16,77,780
6	Centre for Neuroscience	7,85,41,581	4,30,75,627
7	Constn. Of Skill Development Centre @ Challakere (HAL)	44,25,15,525	33,85,15,525
8	Construction of Additional Floor to Mathematics Department	-	5,82,627
9	Construction of 500 Room Ladies Hostel Building	12,32,09,783	37,70,779
10	Construction of CPDM Building	12,60,000	4,50,000
11	Construction of 2nd Floor - Dept. of Aerospace Engg (CSSP)	-	2,16,99,052
12	Roads	98,16,529	-
13	Construction of JATP Building	1,81,699	-
14	Construction of Research Park	1,47,500	-
15	Construction of C-Belt Dormitory & Care Takers Qtrs (CSSP)	57,52,563	57,52,563
16	Construction of Raw Water Sump @ Challakere	34,13,000	25,00,000
17	Water Supply System - Challakere Campus	4,11,13,025	-
18	Water Bound Roads - Challakere Campus	10,23,24,700	-
19	HT Power Distribution & Street Lights - Challakere Campus	3,85,26,877	-
	Electrical Works		
1	Revamping & Strengthening the Power System	26,24,339	14,20,722
2	Erection of 11KV UG Cable with 2 Compact Substations	-	1,58,65,338
	Total	1,44,83,23,474	1,14,40,26,024

BANK BALANCES OF VARIOUS BANK ACCOUNTS

Sl. No.	Particulars	Nature of A/c	Account No.	As on 31-03-2019	As on 31-03-2018
				₹	₹
1	State Bank of India, IISc Campus	Current	10270575317	78,78,108	48,361
2	Canara Bank, IISc	Current	0683201000073	1,54,992	84,33,836
3	State Bank of India, IISc Campus	Savings	10270577018	8,16,382	34,67,821
4	Canara Bank, IISc	Savings	0683101006975	32,24,364	30,46,296
5	State Bank of India, IISc Campus (Corpus Fund)	Savings	10270577154	2,40,82,605	3,14,37,275
6	State Bank of India, IISc Campus (RIF)	Savings	30204095148	35,13,91,855	4,59,52,231
7	State Bank of India, IISc Campus (CSSP)	Savings	10270577007	11,95,77,081	8,43,95,366
8	State Bank of India, IISc Campus (Transaction A/c)	Savings	31728098170	2,59,20,817	31,53,60,093
9	Canara Bank, IISc (Transaction A/c)	Savings	683101027696	1,85,45,778	19,77,25,656
10	State Bank of India, IISc Campus (CSSP)	Savings	33799634921	14,29,74,960	34,02,45,119
11	State Bank of India, IISc Campus (KVPY-CSSP)	Savings	10270577392	18,28,047	97,343
12	State Bank of India, IISc Campus (IISc. Tata Fund - F&A)	Savings	35649065439	5,62,78,507	1,68,85,364
13	Canara Bank, IISc (Institution of Eminence A/c)	Savings	683101033917	21,82,05,697	-
14	Canara Bank, IISc (Challakere Transaction A/c)	Savings	683101033775	5,02,877	-
15	Canara Bank Escrow Account for Repayment of HEFA Loan Principal	Current	683201000334	1,46,04,982	-
16	Canara Bank Escrow Account for Repayment of HEFA Loan Interest	Current	683201000335	4,882	-
	Total			98,59,91,934	1,04,70,94,761



DETAILS FOR CLOSING BALANCES AS ON 31.3.2019

Sl No.	Particulars	Opening Balance as on 1.4.2018		Debits during the year	Credits during the year	Closing Balance as on 31.3.2019	
		Debit	Credit			Debit	Credit
1	Income & Expenditure A/c	-	12,88,36,630	-	-	-	12,88,36,630
2	a) Revenue Grants - MHRD	-	24,19,87,486	4,89,98,58,604	4,25,00,00,000	40,78,71,118	-
3	b) Capital Grants - MHRD	18,84,26,093	-	56,89,05,845	55,45,00,000	20,28,31,938	-
4	IOE- WCI - MHRD	-	-	21,44,13,890	42,97,00,000	-	21,52,86,110
5	Internal Resources	-	-	12,59,93,098	12,59,93,098	-	-
6	HEFA Project	-	-	18,19,64,602	-	18,19,64,602	-
7	Developmental Projects	-	89,95,59,812	47,39,02,219	73,13,25,870	-	1,15,69,83,463
8	a) Conferences & Workshops	-	2,03,26,731	5,05,50,784	5,35,83,184	-	2,33,59,131
9	b) Departmental Initiatives	-	4,72,96,592	1,57,46,705	7,72,15,909	-	10,87,65,796
10	c) Central Facility	-	1,00,09,954	1,06,36,057	1,81,86,222	-	1,75,60,119
11	a) Fund for Applied Research	-	26,36,41,545	25,36,075	8,04,27,284	-	34,15,32,754
12	b) CSIC Projects	-	27,39,94,366	14,77,76,588	15,18,99,103	-	27,81,16,881
13	c) ODAA Projects	-	19,02,76,169	31,30,57,719	38,62,55,838	-	26,34,74,288
14	Sponsored Res. Schemes	-	5,58,96,15,106	3,90,46,00,141	3,96,56,65,259	-	5,65,06,80,224
15	a) Prizes Medals & Endowments Fund	-	1,11,93,36,937	4,17,22,050	19,41,60,897	-	1,27,17,75,784
16	b) Tata Trusts Fund for Chairs	-	12,98,11,588	53,00,947	96,00,000	-	13,41,10,641
17	CISTUP	-	30,00,02,602	2,46,92,602	2,46,90,000	-	30,00,00,000
18	Stock - Central Stores	1,84,95,926	-	1,43,67,723	2,12,84,069	1,15,79,580	-
19	Centre for Continuing Edn.	-	2,80,75,977	2,51,50,934	3,15,50,249	-	3,44,75,292
20	Outside Scholarships	-	6,75,82,568	9,86,99,994	11,67,02,454	-	8,55,85,028
21	Deposits - EMF	-	24,64,06,742	78,14,643	12,14,99,831	-	36,00,91,930
22	Fund for House Building Advance	-	2,49,73,002	-	3,96,404	-	2,53,69,406
23	Tata Fund for Housing	-	2,68,99,740	-	19,36,000	-	2,88,35,740
24	Institute Corpus Fund	-	6,48,51,55,466	5,58,908	57,12,77,067	-	7,05,58,73,625
25	Research & Innovation Fund	-	3,89,93,58,130	1,34,253	68,06,42,259	-	4,57,98,66,136
26	Sir Dorabji Tata Trust Revolving Fund	-	49,41,874	-	7,95,826	-	57,37,700
27	IISc Centenary Fund	-	4,38,50,722	17,48,806	31,91,321	-	4,52,93,237
28	SID Research Support Fund	-	5,50,08,628	62,64,422	6,24,75,466	-	11,12,19,672
29	Total	20,69,22,019	20,09,69,48,367	11,13,63,97,609	12,66,49,53,610	80,42,47,238	22,22,28,29,587

Net Credit Balance:

₹ 19,89,00,26,348
2017-18

₹ 21,41,85,82,349
2018-19



PROVIDENT FUND ACCOUNT



PROVIDENT FUND ACCOUNT

BALANCE SHEET AS AT 31.03.2019

SOURCES OF FUNDS	Schedule	2018-19	2017-18
		₹	₹
Member's Subscription with Interest		1,25,58,78,633	1,24,64,34,099
Employer's Contribution with Interest		13,45,94,697	11,63,16,864
Unclaimed Dues	1	5,88,388	5,88,388
Excess of Income over Expenditure		24,31,13,133	22,51,71,076
TOTAL		1,63,41,74,851	1,58,85,10,427

APPLICATION OF FUNDS	Schedule	2018-19	2017-18
		₹	₹
Investments	2	1,55,85,67,495	1,51,18,80,000
Loans Outstanding		1,34,23,525	61,65,975
Interest Receivable on Investments		5,43,09,781	6,45,30,210
Cash in Bank - SBI IISc. (A/c. No.10270577290)		78,74,050	59,34,242
TOTAL		1,63,41,74,851	1,58,85,10,427
Significant Accounting Policies		-	-
Notes on Accounts			

Ms. INDUMATI SRINIVASAN
Financial Controller

Prof. ANURAG KUMAR
Director

PROVIDENT FUND ACCOUNT

**INCOME & EXPENDITURE ACCOUNT FOR
THE YEAR ENDED 31.3.2019**

Particulars	2018-19	2017-18
	₹	₹
INCOME		
Interest earned on Investments	9,47,41,896	11,15,54,259
Capital Gain	2,07,63,627	-
TOTAL	11,55,05,523	11,15,54,259
EXPENDITURE		
Interest Credited to :		
Provident Fund A/c - Member's Subscription	9,36,66,441	9,15,70,929
Provident Fund A/c - Employer's Contribution	38,97,025	37,33,372
Bank Charges		
Excess of Income over Expenditure	1,79,42,057	1,62,49,958
TOTAL	11,55,05,523	11,15,54,259

SCHEDULE - 1
PROVIDENT FUND ACCOUNT



UNCLAIMED DUES AS ON 31/03/2019

Sl. No.	Particulars	Date of leaving Service	As on 31-03-2019	As on 31-03-2018
			₹	₹
1	Joseph	22/10/2003	17,277	17,277
2	Shalini D.S	08/12/2006	16,440	16,440
3	Sambasivan C	02/12/2006	40,345	40,345
4	Shailaja B.K.	24/03/2003	1,59,302	1,59,302
5	Kumar N. Shivarajan	01/05/2000	961	961
6	R. Nagaraja	09/01/2015	3,54,063	3,54,063
	TOTAL		5,88,388	5,88,388

SCHEDULE - 2
PROVIDENT FUND ACCOUNT



INVESTMENTS

Sl. No.	Particulars	As on 31-03-2019	As on 31-03-2018
		₹	₹
1	Central Government Securities	1,00,00,000	3,55,00,000
2	GOI 8% Savings (Taxable) Bonds 2003	79,21,80,000	79,21,80,000
3	7.33% MSDL 2027	19,80,31,925	-
4	8.16% GSDL 2029	5,05,28,661	-
5	8.70% LICHFL 2029	10,15,23,328	-
6	8.75% LICHFL 2028	30,83,959	-
7	8.79% LICHFL 2024	1,02,25,874	-
8	8.97% LICHFL 2028	1,25,03,751	-
9	9.05% HDFC Bank 2028	10,34,89,997	-
10	Housing & Urban Development Corporation	-	20,25,00,000
11	State Bank of India	15,55,00,000	20,50,00,000
12	Kotak Mahindra Mutual Fund	3,00,00,000	-
13	Punjab National Bank	-	3,52,00,000
14	ICICI Prudential Income Opportunities Fund	-	6,00,00,000
15	IDFC Cash Fund	-	6,50,00,000
16	Reliance Arbitrage Advantage Fund	-	2,50,00,000
17	SBI Magnum Gilt STP	6,27,00,000	6,27,50,000
18	HDFC Medium Term Opportunities Fund	2,88,00,000	2,87,50,000
	TOTAL	1,55,85,67,495	1,51,18,80,000

PROVIDENT FUND ACCOUNT

**RECEIPTS AND PAYMENTS ACCOUNT FOR
THE YEAR ENDED 31ST MARCH 2019**

Sl. No.	Receipts	2018-19	Sl. No.	Payments	2018-19
		₹			₹
I	Opening Balance				
	Bank Balance - S.B. A/c				
	State Bank of India, IISc Campus (No.10270577290)	59,34,242			
II			I		
1	Subscription - GPF	15,06,30,310	1	Withdrawals - GPF	5,80,38,500
2	Subscription - CPF	1,07,88,149	2	Withdrawals - CPF	12,26,143
3	Contribution - CPF	48,18,802			
4	Interest on PF Investments	10,49,62,325	3	Final settlements	17,68,13,717
5	Capital Gain on Investments	2,07,63,627			
6	Recovery of Loans	78,18,050	4	Payment of Loans	1,50,75,600
7	Withdrawal of Investments	89,45,57,573	6	Investments Made	94,12,45,068
			7	Bank Charges	-
				Total I	1,19,23,99,028
			II	Closing Balance	
				Bank Balance - S.B. A/c	
				State Bank of India, IISc Campus (No.10270577290)	78,74,050
	Total II	1,19,43,38,836			
	GRAND TOTAL	1,20,02,73,078		GRAND TOTAL	1,20,02,73,078

The background is a solid yellow color with a repeating pattern of small, light yellow crosses. In the top left corner, there are dark brown tree branches with small, light blue leaves. In the bottom left corner, there are dark brown tree branches with small, light green leaves. On the right side, there is a stylized illustration of a church tower. The tower is composed of various geometric shapes and lines, with a yellow and black color scheme. It has a domed top and several arched windows. The overall style is modern and graphic.

MUTUAL BENEFIT FUND ACCOUNT

BALANCE SHEET AS AT 31.03.2019

SOURCES OF FUNDS	Schedule	2018-19	2017-18
		₹	₹
Member's Subscription with Interest (New MBF)		1,20,93,796	1,37,16,297
Excess of Income over Expenditure		3,36,48,744	3,02,70,107
Member's Subscription (Old MBF)		8,05,031	7,25,096
TOTAL		4,65,47,571	4,47,11,500

APPLICATION OF FUNDS	Schedule	2018-19	2017-18
		₹	₹
Investments	1	4,42,80,075	3,99,00,000
Loans Outstanding		-	-
Interest Receivable		3,56,498	19,08,669
Cash in Bank - SBI IISc. (A/c. No.10270577278)		19,10,998	29,02,831
TOTAL		4,65,47,571	4,47,11,500
Significant Accounting Policies		-	-
Notes on Accounts			

Ms. INDUMATI SRINIVASAN
Financial Controller

Prof. ANURAG KUMAR
Director

INCOME & EXPENDITURE A/C FOR THE YEAR ENDED 31.3.2019

Particulars	2018-19	2017-18
	₹	₹
INCOME		
Interest earned on Investments	29,98,110	33,55,500
Interest earned on Savings Bank A/c	3,80,527	1,03,329
TOTAL	33,78,637	34,58,829
EXPENDITURE		
Bank Charges	-	-
Excess of Income over expenditure	33,78,637	34,58,829
TOTAL	33,78,637	34,58,829



SCHEDULE - 1
NEW MUTUAL BENEFIT FUND

INVESTMENTS

Sl. No.	Particulars	As on 31-03-2019	As on 31-03-2018
		₹	₹
1	GOI 8% Savings (Taxable) Bonds 2003	1,97,00,000	1,97,00,000
2	Punjab National Bank	-	82,00,000
3	HUDCO	-	1,20,00,000
4	7.33% MSDL 2027	2,45,80,075	-
	TOTAL	4,42,80,075	3,99,00,000

MUTUAL BENEFIT FUND ACCOUNT

**RECEIPTS AND PAYMENTS ACCOUNT FOR
THE YEAR ENDED 31ST MARCH 2019**

Sl. No.	Receipts	2018-19	Sl. No.	Payments	2018-19
		₹			₹
I	Opening Balance				
	Bank Balance - S.B. A/c				
	State Bank of India, IISc Campus (No.10270577278)	29,02,831			
II			I		
1	Subscription - NMBF	2,60,515	1	Final settlements - NMBF	18,83,016
2	Subscription - MBF	2,27,860	2	Exgratia - NMBF	-
3	Interest on Investments	49,30,808	3	Outright Grants	1,36,525
4	Recovery of Loans	33,600	4	Payment of Loans	45,000
5	Investments	4,31,19,925	5	Investments	4,75,00,000
			6	Bank Charges	-
				Total I	4,95,64,541
				Closing Balance	
				Bank Balance - S.B. A/c	
				State Bank of India, IISc Campus (No.10270577278)	19,10,998
	Total II	4,85,72,708			
	GRAND TOTAL	5,14,75,539		GRAND TOTAL	5,14,75,539



The background is a dark gray field covered with a grid of small, light gray plus signs. Overlaid on this is a light gray line graph. The graph features a jagged, fluctuating line that generally trends upwards from left to right. A straight diagonal line also runs from the lower-left towards the upper-right, intersecting the jagged line. The text 'NEW DEFINED CONTRIBUTORY PENSION SCHEME ACCOUNT' is positioned in the upper right area, partially overlapping the graph's lines.

NEW DEFINED CONTRIBUTORY PENSION SCHEME ACCOUNT

NEW DEFINED CONTRIBUTORY PENSION SCHEME



BALANCE SHEET AS AT 31.03.2019

SOURCES OF FUNDS	Schedule	2018-19	2017-18
		₹	₹
Member's Subscription with Interest		70,49,348	77,75,244
Employer's Contribution with Interest		70,49,348	77,75,244
Excess of Income over Expenditure		53,79,209	44,12,193
TOTAL		1,94,77,905	1,99,62,681

APPLICATION OF FUNDS	Schedule	2018-19	2017-18
		₹	₹
Cash in Bank - SBI IISc. (A/c. No.3020495794)		1,94,77,905	1,99,62,681
TOTAL		1,94,77,905	1,99,62,681
Significant Accounting Policies		-	-
Notes on Accounts			

Ms. INDUMATI SRINIVASAN
Financial Controller

Prof. ANURAG KUMAR
Director



INCOME & EXPENDITURE A/C FOR THE YEAR ENDED 31.3.2019

Particulars	2018-19	2017-18
	₹	₹
INCOME		
Interest on Savings Bank A/c	9,67,016	7,67,500
TOTAL	9,67,016	7,67,500
EXPENDITURE		
Bank Charges	-	59
Interest Credited to :		
Member's Subscription	-	3,02,277
Employer's Contribution	-	3,02,277
Excess of Expenditure over Income / Income over Expenditure	9,67,016	1,62,887
TOTAL	9,67,016	7,67,500

NEW DEFINED CONTRIBUTORY PENSION SCHEME

**RECEIPTS AND PAYMENTS ACCOUNT FOR
THE YEAR ENDED 31ST MARCH 2019**

Sl. No.	Receipts	2018-19	Sl. No.	Payments	2018-19
		₹			₹
I	Opening Balance				
	Bank Balance - S.B. A/c (A/c. No.3020495794)	1,99,62,681			
II			I		
1	Subscription - Members	4,67,69,173	1	Remittance of Employee Subscription	4,74,95,069
2	Contribution - Employer	4,67,69,173	2	Remittance of Employer Contribution	4,74,95,069
3	Interest on Savings Bank A/c	9,67,016	3	Remittance of Interest on Employee Subscription	-
			4	Remittance of Interest on Employer Contribution	-
			5	Bank Charges	-
				Total I	9,49,90,138
				Closing Balance	
				Bank Balance - S.B. A/c (A/c. No.3020495794)	1,94,77,905
	Total II	9,45,05,362			
	GRAND TOTAL	11,44,68,043		GRAND TOTAL	11,44,68,043









